WARRANTY POLICY

No-Fault Warranty

Motors with frame sizes 215T and smaller are covered under a "No-Fault Warranty". This warranty claim is offered one time, per end-user, per application. If there is more than one failure, please contact the Service Department for review. The following must be sent to the WEG Service Department to process a "No-Fault" warranty claim.

- Original nameplate from the failed motor
- Copy of the original WEG invoice or invoice # for the failed motor
- Brief description of the failure for quality control purposes

NOTE: Please make a legible photocopy of the nameplate to keep for your records.

Larger Motors

WEG Electric requires that motors larger than 215T frame be taken to a WEG Authorized Service Center for inspection. In cases where an Authorized Service Center isn't available, the motor should be taken to an EASA-affiliated service shop. Depending on the findings of the inspection, WEG will decide whether or not to cover the motor under warranty.

Prior to a decision being made on a claim for warranty, the following are required from the service shop and customer:

- Completed EASA inspection report
- Repair Quote
- Copy of the original WEG Invoice or WEG Invoice Number
- For 50HP and above, photos of the failure in JPEG format suitable for e-mailing

The inclusion of photos allows WEG to properly evaluate the details of your claim, as well as to ensure that any data sent to our factory Quality Control engineers are fully understood. The warranty claim will be evaluated after receipt of the above items. Upon review of the claim, the WEG Service Department will make contact and advise how to proceed. The service shop should not remove the nameplate nor make repairs without being requested to do so by a WEG Service Department representative.

NOTE: For all Ingersoll-Rand motors, please contact the WEG Service Department prior to any inspection.

Limited Warranty:

WEG Electric Corp is proud of all of its product lines. WEG and its employees are committed to our customers and users to provide the best designed and manufactured motors, drives and controls. WEG will provide a limited warranty policy against defects in the materials and workmanship of our products.

Warranty Period:

- The standard warranty for WEG products shall be 18 months from the invoice date.
- For General Purpose TEFC and ODP Premium Efficiency motors the warranty shall be 36 months from the invoice date.
- For IEEE 841 motors the warranty shall be 60 months from the invoice date.
- Custom motors shall be warranted 24 months from the date code

No Fault Warranty Procedure:

WEG offers a "No Fault Warranty" on Shark line motors and all motors up to and including 215 frame. "No Fault Warranty" is offered one time, per end-user, per application. "No Fault Warranty" claims will require the nameplate off the motor, a brief description of the failure and a copy of the WEG invoice. (For Shark motor claims, include the terminal box cover, a brief description of the failure and a copy of the WEG invoice). If there is more than one failure, please contact the Service Department for review. No EASA inspection report is required for "No Fault Warranty Claims".

Standard Warranty Procedure:

For motors above 215 Frame the following procedure applies. Correspondence may be provided via e-mail, fax, or regular mail. Motor is to be inspected by a WEG Authorized Service Center, or, if none is available, an EASA-affiliated service shop. For motors above 50 HP pictures are required. Provide a copy of the original WEG sales invoice. If a warranty is granted, the motor nameplate, removed from the motor, will need to be mailed to the WEG Service Department.

Authorized Service Centers:

WEG has service centers around the world to service the needs of our customers. Information regarding the nearest service center can be located by calling 1-800-ASK-4WEG (1-800-275-4934) or on our web site at www.wegelectric.com. Any warranty motor repair by a service shop must be pre-approved by WEG.

Warranty Service:

If in the event that a WEG product should require warranty service due to defective materials or workmanship, WEG will, at its option, either repair or replace the defective product. Warranty is applied to products that have been, at all times, operated or used under normal operating conditions for which the product was designed and properly maintained. WEG is not responsible for any expenses incurred in installation, removal from service, transport (freight) or consequential expenses.

Disclaimer of Expenses:

The Company hereby disclaims all other express or implied warranties, including without limitation all implied warranties of merchantability pertaining to such products or parts. The foregoing obligation to repair or replace such products or parts shall be the sole and exclusive remedy of the purchaser, its customers, or users of the products or parts.

Proper Storage of Motors:

When motors are not immediately installed, they should be stored in their normal upright position in a dry even temperature location, free of dust, gases and corrosive atmosphere. Inactive motors tend to expel grease from between the bearing surfaces, thereby removing the protective film that impedes metal-to-metal contact. At least once per month shafts should be rotated in accordance with WEG's Installation and Maintenance Manual. Motors stored for a period exceeding one year should have the bearings re-lubricated in accordance with the WEG Motor Installation and Maintenance Manual.

RETURN POLICY

WEG products that are purchased from our stocking warehouses must be returned within 90 days, freight to be paid by customer. Returned products must be unused, and in undamaged original packaging. If products are ordered incorrectly by the customer and need to be returned to stock, then a 20% re-stocking charge will be applied. If an order of equal or greater amount is placed at the time of the return, then the fee will be reduced to 10%.

If the returned products are deemed not to be in unused, undamaged condition, or in original packaging, then additional fees will be applied (up to and including full price of item). Returns on any modified products will not be allowed. Any products that are ordered as specials (with features that would not allow them to be stocked items) cannot be returned.

Manufacturers Distributor, Inc.
Web: www.WegMotorSales.com
Phone: (813) 241 - 4900
Email: Sales@WegMotorSales.com
Fax: (813) 571 - 0422

Ordering

WEG model numbers contains up to 20 characters, distributed as follows:

XXX	XX	XXX	X	X X X X X	- W22
(HP)	(rpm)	(Model)	(Volts)	(Application + Frame)	When Applicable

HP[1] - .12 - .16 - .25 - .33 - .50 - .75 - 001 - 0015 - 002 - 003 - 004 - 00451 - 005 - 007 - 010 - 015 - 020 - 025 - 030 - 040 - 050 - 075 - 100 - 125 - 150 - 200 - 250 - 300 - 400 - 450 - 500 - 600 - 650 ...

RPM - **36:** 3600rpm; **30:** 3000rpm; **18:** 1800rpm; **15:** 1500rpm; **12:** 1200rpm; **10:** 1000rpm; **09:** 900rpm; **07:** 750rpm

Model - Three Characters:

X	X	X
ENCLOSURE	**EFFICIENCY**	**PHASE**
E - Totally Enclosed	S - Standard Efficiency	1 - 1 Phase
S - Severe Duty IEEE 841	P - High Efficiency	3 - 3 Phase
O - Open drip proof	T - NEMA Premium	
X - eXplosion proof	G - Super Premium	
A - Totally Enclosed Air Over		
N - Totall Enclosed Non Ventilated		

Volts -	
A - 115V	L - 415V
B - 115 / 208 - 230V	M - 220 / 380 - 415V
C - 208 - 230V	N - 220 / 380V
D - 230V	O - 380 - 415V
E - 208 - 230 / 460V*	P - 200V
F - 230 / 460V	Q - 460V
G - 460V PWS	R - 115 / 230V
H - 575V	V - 200 / 400V
I - 220V	W - 460/220-240/380-415V
J - 380V	X - Other Voltage
K - 190 / 380V	Y - 460/380-415/660-690V

** Suitable for PWS on 254T and larger on low voltage connection.*

[1] • For IEC Metric motors, the output will be given in kW: .12 - .18 - .25 - .37 - .55 - .75 - 001 - 0015 - 002 - 003 - 004 - 0045 - 005 - 007 - 009 - 011 - 015 - 018 - 022 - 030 - 037 - 045 - 055 - 075 - 090 - 110 - 130 - 150 - 185 - 200 - 220 - 250 - 300 - 315 ...
• 0015 (1.5HP) is the rating that will have four digits for output Identification and only one for RPM.
• 0045 (4.5kW) is the rating that will have four digits for output identification and only one for RPM.

Frame

The frame number must be included as long as the number of remaining characters allow.
Example: 143T, 143TC, 405T, 405TS, 184JP.

-W22 Suffix

-W22 Suffix will be added to the catalog number of totally enclosed motors with the new W22 WEG design. Depending on the number of remaining characters this suffix might appear as -W or -W2.

[2] Roller bearings are recommended for all belt driven applications 100HP and above.

Application + Frame -

For Definite Purpose lines, two pre-selected letters must be used after voltage code:

AD	-	**Auger Drive**
AL	-	**ALuminum Frame**
AX	-	**ATEX Motor**
BM	-	**Brake Motor**
CD	-	**Compressor Duty**
CT	-	**Cooling Tower**
DP	-	**Double Pole (2 Speed)**
EC	-	**Evaporative Cooler**
FD	-	**Farm Duty**
FP	-	**Fire Pump**
HP	-	**Hydraulic Pump**
HS	-	**Hollow Shaft**
IB	-	**Inverter Duty (TEBC)**
IE	-	**IEEE 841 (Severe Duty IEEE 841)**
IP	-	**Irrigation Pumping**
JP	-	**Jet Pump**
KD	-	**Crusher-Duty**
OL	-	**Manual OverLoad Protection**
OT	-	**Oil Well Pumping - Triple Rated**
OW	-	**Oil Well Pumping**
PF	-	**Poultry Fan**
PM	-	**Pad Mount**
R	-	**(Before the frame size): Round Body**
RB	-	**Roller Bearings (Integrals)[2]**
RB	-	**Resilient Base (Fractionals)**
RS	-	**Rolled Steel Frame**
SA	-	**Saw Arbor**
SP	-	**Split Phase**
SS	-	**Stainless Steel**
VD	-	**Vector Duty (TEBC or TENV)**

Manufacturers Distributor, Inc.
Web: www.WegMotorSales.com
Phone: (813) 241 - 4900
Email: Sales@WegMotorSales.com
Fax: (813) 571 - 0422

Catalog Notes

1	1.0 Service Factor
2	Aluminum Frame with Removable Feet
3	Automatic Reset Thermal Overload Protector
4	Manual Reset Thermal Overload Protector
5	CCW Rotation Viewed from Shaft End - Non Reversible
6	Compressor Duty
7	F2 Mount
8	F3 Mount
9	Rolled Steel Frame
10	Not Thermally Protected
11	Product Might Not be Available in Stock
12	Reduced Frame
13	Resilient Base
14	Roller Bearing
15	Round Body - Drip Cover Included
16	Split-Phase Motor
17	TENV - Totally Enclosed Non Ventilated
18	Z-Frame; Bigger Shaft Diameter and Bearings
19	105K Tempature Rise
20	Round Body - Drip Cover NOT Included
21	Stainless Steel Body
22	Two Speed - Double Windings
23	Two Speed - Single Winding
24	Not readily available. Usually ships in two weeks
25	Brake rectifier suitable for 230VAC
26	Brake rectifier suitable for 460VAC
27	For Export Only. Non-compliant with Energy Independence & Security Act of 2007 (EISA 2007)
28	ODP Fan Cooled
29	Standard Efficiency
30	High Efficiency (EPACT)
31	Rating is suitable for 1.0SF @ 50Hz. Also suitable for next lower HP @ 1.15SF 50Hz

Manufacturers Distributor, Inc.
Web: www.WegMotorSales.com
Phone: (813) 241 - 4900
Email: Sales@WegMotorSales.com
Fax: (813) 571 - 0422

SUPER PREMIUM EFFICIENCY MOTORS
GENERAL PURPOSE - THREE PHASE
TEFC

High performance with maximum energy efficiency, this is the meaning of the new WEG electric motor. High efficiency and Low cost of Ownership throughout the entire motor lifetime have been the basis for the W22 development. A design created to anticipate concepts on performance and energy savings.

WEG's W22 cast iron platform has an improved cooling system and solid feet for cooler operation and reduced vibration and noise extending the life of the motor.

* 50/60 Hz rated (380V on Nameplate - 400/415 Available - Same Horsepower at 50 Hz with a 1.0 service factor)
* Class F insulation (Impregnation Resin and Magnet wire are class H)
* NEMA design A. All rating Exceed NEMA design C (1)
* F1 Mounted (Cast Iron frames 254T and larger are F2 convertible). Frames 447T and up can easily be F2 converted by simply rotating the terminal box adapter.
* Stainless Steel Nameplate - Laser etched with High contrast background
* Regreasable ball bearings (Frames 254T and up)
* Gasketed conduit box
* Class I, Div. 2, Groups A, B, C & D – T3, Class II, Div 2, Groups F & G – T3C

Features that make a difference:

* Super Premium efficiency exceeding NEMA Premium levels
* 1.25 service factor in all ratings
* Optimized ventilation system for cooler operation and reduced noise levels.
* Solid base for reduced vibration levels
* Frames 447T and up can easily be F2 converted by simply rotating the terminal box adapter.
* NPT Threaded terminal box

Inverter Rated:
1000 : 1 for variable torque
20 : 1 for constant torque

SUPER PREMIUM EFFICIENCY MOTORS
GENERAL PURPOSE - THREE PHASE
TEFC – FOOT MOUNT - SUPER PREMIUM

HP	kW	RPM	NEMA Frame	Catalog Number	Mult. Symbol	Approx. Shipping Weight (lbs)	Service Factor	FL Amps @ High	FL. Eff (%)	"C" Dimension (in)	Voltage (V)	Notes
1	0.75	3600	143T	00136EG3E143T-W22	N1	42	1.25	1.35	84.0	12.346	208-230/460	
		1800	L143T	00118EG3EL143T-W22	N1	53	1.25	1.33	87.5	13.566	208-230/460	
1.5	1.1	3600	143T	00156EG3E143T-W22	N1	44	1.25	1.92	86.5	12.346	208-230/460	
		1800	L145T	00158EG3EL145T-W22	N1	57	1.25	1.93	88.5	14.566	208-230/460	
2	1.5	3600	145T	00236EG3E145T-W22	N1	53	1.25	2.56	87.5	13.346	208-230/460	
		1800	L145T	00218EG3EL145T-W22	N1	59	1.25	2.64	88.5	14.566	208-230/460	
3	2.2	3600	182T	00336EG3E182T-W22	N1	91	1.25	3.67	88.5	14.860	208-230/460	
		1800	L182T	00318EG3EL182T-W22	N1	96	1.25	3.76	91.0	16.041	208-230/460	
		1200	L213T	00312EG3EL213T-W22	N1	175	1.25	4.30	90.2	19.527	208-230/460	11
5	3.7	3600	184T	00536EG3E184T-W22	N1	98	1.25	5.99	90.2	15.860	208-230/460	
		1800	L184T	00518EG3EL184T-W22	N1	104	1.25	6.40	91.0	17.041	208-230/460	
		1200	L215T	00512EG3EL215T-W22	N1	203	1.25	6.83	91.0	20.905	208-230/460	11
7.5	5.5	3600	213T	00736EG3E213T-W22	N1	146	1.25	8.82	91.0	18.021	208-230/460	
		1800	L213T	00718EG3EL213T-W22	N1	177	1.25	8.94	93.0	19.527	208-230/460	
		1200	254T	00712EG3E254T-W22	N1	324	1.25	9.46	92.4	23.213	208-230/460	11

Refer to electrical and mechanical data sections for additional technical information. Please refer to back cover for description of "NOTES"

Manufacturers Distributor, Inc. | www.WegMotorSales.com
(813) 241 - 4900 | sales@WegMotorSales.com

SUPER PREMIUM EFFICIENCY MOTORS
GENERAL PURPOSE - THREE PHASE
TEFC – FOOT MOUNT - SUPER PREMIUM

HP	kW	RPM	NEMA Frame	Catalog Number	Mult. Symbol	Approx. Shipping Weight (lbs)	Service Factor	FL Amps @ High	FL. Eff (%)	"C" Dimension (in)	Voltage (V)	Notes
10	7.5	3600	215T	01036EG3E215T-W22	N1	177	1.25	11.5	91.7	19.517	208-230/460	
		1800	L215T	01018EG3EL215T-W22	N1	186	1.25	12.0	93.0	20.905	208-230/460	
		1200	256T	01012EG3E256T-W22	N1	364	1.25	12.7	92.4	24.945	208-230/460	11
15	11	3600	254T	01536EG3E254T-W22	N1	293	1.25	17.4	92.4	23.213	208-230/460	
		1800	254T	01518EG3E254T-W22	N1	300	1.25	17.8	93.6	23.213	208-230/460	
		1200	284T	01512EG3E284T-W22	N1	437	1.25	18.1	93.0	26.433	208-230/460	11
20	15	3600	256T	02036EG3E256T-W22	N1	331	1.25	23.0	93.0	24.945	208-230/460	
		1800	256T	02018EG3E256T-W22	N1	346	1.25	24.7	94.1	24.945	208-230/460	
		1200	286T	02012EG3E286T-W22	N1	501	1.25	24.4	93.0	27.929	208-230/460	11
25	18.5	3600	284TS	02536EG3E284TS-W22	N1	413	1.25	28.5	93.6	25.061	208-230/460	
		1800	284T	02518EG3E284T-W22	N1	433	1.25	30.3	94.5	26.433	208-230/460	
		1200	324T	02512EG3E324T-W22	N1	557	1.25	30.8	94.1	29.620	208-230/460	11
30	22	3600	286TS	03036EG3E286TS-W22	N1	464	1.25	33.5	93.6	26.557	208-230/460	
		1800	286T	03018EG3E286T-W22	N1	477	1.25	35.6	94.5	27.929	208-230/460	
		1200	326T	03012EG3E326T-W22	N1	614	1.25	36.7	94.1	31.116	208-230/460	11
40	30	3600	324TS	04036EG3E324TS-W22	N1	577	1.25	46.5	94.1	28.12	208-230/460	
		1800	324T	04018EG3E324T-W22	N1	564	1.25	48.9	95	29.620	208-230/460	
		1200	364/5T	04012EG3E364T-W22	N1	989	1.25	48.9	95	34.251	208-230/460	11
50	37	3600	326TS	05036EG3E326TS-W22	N1	636	1.25	57.1	94.5	29.616	208-230/460	
		1800	326T	05018EG3E326T-W22	N1	628	1.25	60.1	95.4	31.116	208-230/460	
		1200	364/5T	05012EG3E365T-W22	N1	1,009	1.25	60.3	95	34.251	208-230/460	11
60	45	3600	364/5TS	06036EG3E364TS-W22	N1	1,040	1.25	66.8	95	32.276	208-230/460	
		1800	364/5T	06018EG3E364T-W22	N1	1,011	1.25	70.2	95.8	34.251	208-230/460	
		1200	404/5T	06012EG3E404T-W22	N1	1,231	1.25	72.2	95.4	39.73	208-230/460	11
75	55	3600	364/5TS	07536EG3E365TS-W22	N1	1,051	1.25	82.6	95	32.276	208-230/460	
		1800	364/5T	07518EG3E365T-W22	N1	1,033	1.25	86.8	95.8	34.251	208-230/460	
		1200	404/5T	07512EG3E405T-W22	N1	1,245	1.25	89.3	95.4	39.73	208-230/460	11
100	75	3600	404/5TS	10036EG3E405TS-W22	N1	1,300	1.25	110	95.4	36.732	208-230/460	
		1800	404/5T	10018EG3E405T-W22	N1	1,308	1.25	116	96.2	39.73	208-230/460	
		1200	444/5T	10012EG3E444T-W22	N1	2,046	1.25	124	95.8	44.95	208-230/460	11
125	90	3600	444/5TS	12536EG3G444TS-W22	N1	1,830	1.25	136	95.8	41.200	460	
	93	1800	444/5T	12518EG3G444T-W22	N1	1,872	1.25	144	96.2	44.95	460	
		1200	444/5T	12512EG3G445T-W22	N1	2,095	1.25	152	95.8	44.95	460	11
150	110	3600	444/5TS	15036EG3G445TS-W22	N1	2,013	1.25	163	96.2	41.200	460	
		1800	444/5T	15018EG3G445T-W22	N1	2,101	1.25	170	96.5	44.95	460	
		1200	447/9T	15012EG3G449T-W22	N1	2,438	1.25	179	96.2	56.338	460	11
200	150	3600	445/7TS	20036EG3G447TS-W22	N1	2,207	1.25	217	96.2	44.951	460	
		1800	447/9T	20018EG3G449T-W22	N1	2,475	1.25	234	96.8	56.338	460	
		1200	447/9T	20012EG3G449T-W22	N1	2,508	1.25	245	96.2	56.338	460	11
250	185	3600	445/7TS	25036EG3G447TS-W22	N1	2,361	1.25	267	96.5	44.951	460	
		1800	447/9T	25018EG3G449T-W22	N1	2,718	1.25	286	96.8	56.338	460	

Refer to electrical and mechanical data sections for additional technical information.
Please refer to back cover for description of "NOTES"

Manufacturers Distributor, Inc. | www.WegMotorSales.com
(813) 241 - 4900 | sales@WegMotorSales.com

GENERAL PURPOSE MOTORS
THREE PHASE
TEFC - NEMA Premium

Rolled Steel

W22 Cast Iron

High performance with maximum energy efficiency, this is the goal of the new WEG electric motor. High efficiency and Low cost of Ownership throughout the entire motor lifetime have been the basis for the W22 development. A design created to maximize performance and energy savings.

WEG's W22 cast iron platform has an improved cooling system and solid feet for cooler operation and reduced vibration and noise, extending the life of the motor.

* Rolled Steel Frames are inverter (VFD) rated (2:1 CT and 10:1 VT)
* 50/60 Hz rated (380V on Nameplate - 400/415 Available)
* Rated 50Hz at same Horsepower up to 250HP 1.0 Service Factor for 2, 4 & 6 Pole motors
* Rated 50Hz at same Horsepower up to 125HP 1.0 Service Factor for 8 Pole motors
* Class F insulation (Impregnation Resin and magnet Wire are class H)
* F1 Mounted (Cast Iron frames are F2 convertible). Frames 447T and up can easily be F2 converted by simply rotating the terminal box adapter.
* Stainless Steel Nameplate - Laser etched with High contrast background (Cast Iron Frames only)
* Cast Iron Frames: Regreasable ball bearings (Frames 254T and up)
* Rolled Steel Frames: ZZ ball bearings permanently lubricated
* Gasketed conduit box
* Class I, Div. 2, Groups A, B, C & D – T3, Class II, Div 2, Groups F & G – T3C (Cast Iron Frames only)

Features that make a difference (Cast Iron Frames):

* 1.25 service factor up to a 100 HP
* Optimized ventilation system for cooler operation and reduced noise levels.
* Solid base for reduced vibration levels
* Frames 447T and up can easily be F2 converted by simply rotating the terminal box adapter.
* NPT Threaded terminal box

Inverter Rated (Cast Iron):
1000:1 for variable torque
20:1 for constant torque

** Rolled Steel Frames are inverter rated (2:1 CT and 10:1 VT)*
** Frame 586/7 250HP and up 6:1 CT and 1000:1 VT*

GENERAL PURPOSE MOTORS
THREE PHASE
TEFC – FOOT MOUNT - NEMA PREMIUM

HP	kW	RPM	NEMA Frame	Catalog Number	Mult. Symbol	Approx. Shipping Weight (lbs)	Service Factor	FL Amps @ High	FL. Eff (%)	"C" Dimension (in)	Voltage (V)	Notes
1	0.75	3600	143T	00136ET3E143T-W22	N1	43	1.25	1.43	78.5	12.346	208-230/460	
		3600	143T	00136ET3H143T-W22	N1	43	1.25	1.14	78.5	12.346	575	
		1800	143T	00118ET3E143T-W22	N1	54	1.25	1.41	85.5	12.346	208-230/460	
		1800	143/5T	00118ET3ERS143T	RSP	36	1.15	1.55	85.5	14.095	208-230/460	9
		1800	143T	00118ET3H143T-W22	N1	54	1.25	1.13	85.5	12.346	575	
		1200	145T	00112ET3E145T-W22	N1	56	1.25	1.73	82.5	13.346	208-230/460	
		1200	143/5T	00112ET3ERS145T	RSP	56	1.15	1.75	82.5	14.095	208-230/460	9
		1200	145T	00112ET3H145T-W22	N1	56	1.25	1.38	82.5	13.346	575	
		1200	143/5T	00112ET3HRS145T	RSP	56	1.15	1.40	82.5	14.095	575	9
		900	182T	00109ET3E182T-W22	N1	104	1.25	2.30	78.5	14.860	208-230/460	
		900	182T	00109ET3H182T-W22	N1	104	1.25	1.84	78.5	14.860	575	
1.5	1.1	3600	143T	00156ET3E143T-W22	N1	45	1.25	1.91	84.0	12.346	208-230/460	
		3600	143/5T	00156ET3ERS143T	RSP	38	1.15	1.95	84.0	14.095	208-230/460	9
		3600	143T	00156ET3H143T-W22	N1	45	1.25	1.53	84.0	12.346	575	
		1800	145T	00158ET3E145T-W22	N1	56	1.25	2.02	86.5	13.346	208-230/460	
		1800	143/5T	00158ET3ERS145T	RSP	39	1.15	2.25	86.5	14.095	208-230/460	9
		1800	145T	00158ET3H145T-W22	N1	56	1.25	1.62	86.5	13.346	575	
		1800	143/5T	00158ET3HRS145T	RSP	56	1.15	1.80	86.5	14.095	575	9

Refer to electrical and mechanical data sections for additional technical information. Please refer to back cover for description of "NOTES"

Manufacturers Distributor, Inc. | www.WegMotorSales.com
(813) 241 - 4900 | sales@WegMotorSales.com

GENERAL PURPOSE MOTORS
THREE PHASE
TEFC – FOOT MOUNT - NEMA PREMIUM

HP	kW	RPM	NEMA Frame	Catalog Number	Mult. Symbol	Approx. Shipping Weight (lbs)	Service Factor	FL Amps @ High	FL. Eff (%)	"C" Dimension (in)	Voltage (V)	Notes
		1200	182T	00152ET3E182T-W22	N1	79	1.25	2.39	87.5	14.860	208-230/460	
		1200	182/4T	00152ET3ERS182T	RSP	74	1.15	2.39	87.5	16.404	208-230/460	9
1.5	1.1	1200	182T	00152ET3H182T-W22	N1	79	1.25	1.91	87.5	14.860	575	
		1200	182/4T	00152ET3HRS182T	RSP	79	1.15	1.91	87.5	16.404	575	9
		900	184T	00159ET3E184T-W22	N1	120	1.25	2.70	82.5	15.860	208-230/460	
		3600	145T	00236ET3E145T-W22	N1	52	1.25	2.53	85.5	13.346	208-230/460	
		3600	143/5T	00236ET3ERS145T	RSP	42	1.15	2.50	85.5	14.095	208-230/460	9
		3600	145T	00236ET3H145T-W22	N1	52	1.25	2.02	85.5	13.346	575	
		3600	143/5T	00236ET3HRS145T	RSP	52	1.15	2.00	85.5	14.095	575	9
		1800	145T	00218ET3E145T-W22	N1	58	1.25	2.61	86.5	13.346	208-230/460	
		1800	143/5T	00218ET3ERS145T	RSP	46	1.15	2.85	86.5	14.095	208-230/460	9
2	1.5	1800	145T	00218ET3H145T-W22	N1	58	1.25	2.09	86.5	13.346	575	
		1800	143/5T	00218ET3HRS145T	RSP	58	1.15	2.28	86.5	14.095	575	9
		1200	184T	00212ET3E184T-W22	N1	97	1.25	3.23	88.5	15.860	208-230/460	
		1200	182/4T	00212ET3ERS184T	RSP	91	1.15	3.22	88.5	16.404	208-230/460	9
		1200	184T	00212ET3H184T-W22	N1	97	1.25	2.58	88.5	15.860	575	
		1200	182/4T	00212ET3HRS184T	RSP	97	1.15	2.58	88.5	16.404	575	9
		900	213T	00209ET3E213T-W22	N1	154	1.25	3.39	85.5	18.021	208-230/460	
		3600	182T	00336ET3E182TF3-W22	N1	99	1.25	3.63	86.5	14.860	208-230/460	
		3600	182T	00336ET3E182T-W22	N1	99	1.25	3.63	86.5	14.860	208-230/460	
		3600	182/4T	00336ET3ERS182T	RSP	80	1.15	3.68	87.5	16.404	208-230/460	9
		3600	182T	00336ET3H182T-W22	N1	99	1.25	2.90	86.5	14.860	575	
		3600	182/4T	00336ET3HRS182T	RSP	99	1.15	2.94	87.5	16.404	575	9
		1800	182T	00318ET3E182T-W22	N1	99	1.25	3.88	89.5	14.860	208-230/460	
3	2.2	1800	182/4T	00318ET3ERS182T	RSP	74	1.15	3.91	89.5	16.404	208-230/460	9
		1800	182T	00318ET3H182T-W22	N1	99	1.25	3.10	89.5	14.860	575	
		1800	182/4T	00318ET3HRS182T	RSP	99	1.15	3.13	89.5	16.404	575	9
		1200	213T	00312ET3E213T-W22	N1	134	1.25	4.41	89.5	18.021	208-230/460	
		1200	213/5T	00312ET3ERS213T	RSP	122	1.15	4.41	89.5	20.257	208-230/460	9
		1200	213T	00312ET3H213T-W22	N1	134	1.25	3.53	89.5	18.021	575	
		1200	213/5T	00312ET3HRS213T	RSP	134	1.15	3.53	89.5	20.257	575	9
		900	215T	00309ET3E215T-W22	N1	166	1.25	4.56	85.5	19.517	208-230/460	
		3600	184T	00536ET3E184TF3-W22	N1	114	1.25	5.9	88.5	15.860	208-230/460	
		3600	184T	00536ET3E184T-W22	N1	114	1.25	5.90	88.5	15.860	208-230/460	
		3600	182/4T	00536ET3ERS184T	RSP	93	1.15	5.96	89.5	16.404	208-230/460	9
		3600	184T	00536ET3H184T-W22	N1	114	1.25	4.72	88.5	15.860	575	
		3600	182/4T	00536ET3HRS184T	RSP	114	1.15	4.77	89.5	16.404	575	9
		1800	184T	00518ET3E184TF3-W22	N1	108	1.25	6.45	89.5	15.860	208-230/460	
		1800	184T	00518ET3E184T-W22	N1	108	1.25	6.45	89.5	15.860	208-230/460	
		1800	182/4T	00518ET3ERS184T	RSP	92	1.15	6.40	89.5	16.404	208-230/460	9
5	3.7	1800	184T	00518ET3H184T-W22	N1	108	1.25	5.16	89.5	15.860	575	
		1800	182/4T	00518ET3HRS184T	RSP	108	1.15	5.12	89.5	16.404	575	9
		1800	184T	00518ET3P184T-W22	N1	102	1.25	14.8	89.5	15.860	200	
		1200	215T	00512ET3E215T-W22	N1	175	1.25	6.83	89.5	19.517	208-230/460	
		1200	213/5T	00512ET3ERS215T	RSP	146	1.15	6.83	89.5	20.257	208-230/460	9
		1200	215T	00512ET3H215T-W22	N1	175	1.25	5.46	89.5	19.517	575	
		1200	213/5T	00512ET3HRS215T	RSP	175	1.15	5.46	89.5	20.257	575	9
		900	254T	00509ET3E254T-W22	N1	244	1.25	7.58	87.5	23.213	208-230/460	
		3600	184T	00736ET3E184T-W22	N1	93	1.25	8.76	89.5	15.860	208-230/460	
		3600	213T	00736ET3E213T-W22	N1	134	1.25	8.76	89.5	18.021	208-230/460	
		3600	213/5T	00736ET3ERS213T	RSP	125	1.15	8.63	91.0	20.257	208-230/460	9
7.5	5.5	3600	213T	00736ET3H213T-W22	N1	134	1.25	7.01	89.5	18.021	575	
		3600	213/5T	00736ET3HRS213T	RSP	134	1.15	6.90	91.0	20.257	575	9
		1800	213T	00718ET3E213T-W22	N1	165	1.25	9.00	91.7	18.021	208-230/460	
		1800	213/5T	00718ET3ERS213T	RSP	139	1.15	9.29	91.7	20.257	208-230/460	9

Refer to electrical and mechanical data sections for additional technical information. Please refer to back cover for description of "NOTES"

Manufacturers Distributor, Inc. | www.WegMotorSales.com
(813) 241 - 4900 | sales@WegMotorSales.com

GENERAL PURPOSE MOTORS
THREE PHASE
TEFC – FOOT MOUNT - NEMA PREMIUM

HP	kW	RPM	NEMA Frame	Catalog Number	Mult. Symbol	Approx. Shipping Weight (lbs)	Service Factor	FL Amps @ High	FL. Eff (%)	"C" Dimension (in)	Voltage (V)	Notes
		1800	213T	00718ET3H213T-W22	N1	165	1.25	7.20	91.7	18.021	575	
		1800	213/5T	00718ET3HRS213T	RSP	165	1.15	7.43	91.7	20.257	575	9
		1800	213T	00718ET3P213T-W22	N1	150	1.25	20.7	91.7	18.021	200	
7.5	5.5	1200	254T	00712ET3E254T-W22	N1	282	1.25	9.48	91.0	23.213	208-230/460	
		1200	254/6T	00712ET3ERS254T	RSP	237	1.15	9.73	91.0	24.925	208-230/460	9
		1200	254T	00712ET3H254T-W22	N1	282	1.25	7.58	91.0	23.213	575	
		1200	254/6T	00712ET3HRS254T	RSP	282	1.15	7.78	91.0	24.925	575	9
		900	256T	00709ET3E256T-W22	N1	302	1.25	11.1	87.5	24.945	208-230/460	
		3600	215T	01036ET3E215T-W22	N1	173	1.25	11.6	90.2	19.517	208-230/460	
		3600	213/5T	01036ET3ERS215T	RSP	158	1.15	11.5	91.7	20.257	208-230/460	9
		3600	215T	01036ET3H215T-W22	N1	173	1.25	9.28	90.2	19.517	575	
		3600	213/5T	01036ET3HRS215T	RSP	173	1.15	9.20	91.7	20.257	575	9
		1800	215T	01018ET3E215T-W22	N1	172	1.25	12.4	91.7	19.517	208-230/460	
		1800	213/5T	01018ET3ERS215T	RSP	153	1.15	12.7	91.7	20.257	208-230/460	9
10	7.5	1800	215T	01018ET3H215T-W22	N1	172	1.25	9.92	91.7	19.517	575	
		1800	213/5T	01018ET3HRS215T	RSP	172	1.15	10.2	91.7	20.257	575	9
		1800	215T	01018ET3P215T-W22	N1	165	1.25	28.5	91.7	19.517	200	
		1200	256T	01012ET3E256T-W22	N1	316	1.25	12.9	91.0	24.945	208-230/460	
		1200	254/6T	01012ET3ERS256T	RSP	260	1.15	13.3	91.0	24.925	208-230/460	9
		1200	256T	01012ET3H256T-W22	N1	316	1.25	10.3	91.0	24.945	575	
		1200	254/6T	01012ET3HRS256T	RSP	316	1.15	10.6	91.0	24.925	575	9
		900	284T	01009ET3E284T-W22	N1	413	1.25	13.4	90.2	26.433	208-230/460	
		3600	215T	01536ET3E215T-W22	N1	174	1.25	17.0	91.0	19.517	208-230/460	
		3600	254T	01536ET3E254T-W22	N1	280	1.25	17.2	91.0	23.213	208-230/460	
		3600	254/6T	01536ET3ERS254T	RSP	214	1.15	16.9	91.7	24.925	208-230/460	9
		3600	254T	01536ET3H254T-W22	N1	280	1.25	13.8	91.0	23.213	575	
		3600	254/6T	01536ET3HRS254T	RSP	280	1.15	13.5	91.7	24.925	575	9
		1800	254T	01518ET3E254TF3-W22	N1	291	1.25	18	92.4	23.213	208-230/460	
		1800	254T	01518ET3E254T-W22	N1	291	1.25	18.0	92.4	23.213	208-230/460	
15	11	1800	254/6T	01518ET3ERS254T	RSP	238	1.15	18.0	92.4	24.925	208-230/460	9
		1800	254T	01518ET3H254T-W22	N1	291	1.25	14.4	92.4	23.213	575	
		1800	254/6T	01518ET3HRS254T	RSP	291	1.15	14.4	92.4	24.925	575	9
		1800	254T	01518ET3P254T-W22	N1	266	1.25	41.4	92.4	23.213	200	
		1200	284TS	01512ET3E284TS-W22	N1	360	1.25	17.9	91.7	25.061	208-230/460	
		1200	284T	01512ET3E284T-W22	N1	360	1.25	17.9	91.7	26.433	208-230/460	
		1200	284T	01512ET3H284T-W22	N1	360	1.25	14.3	91.7	26.433	575	
		900	286T	01509ET3E286T-W22	N1	463	1.25	19.4	90.2	27.929	208-230/460	
		3600	256T	02036ET3E256T-W22	N1	313	1.25	23.2	91.0	24.945	208-230/460	
		3600	254/6T	02036ET3ERS256T	RSP	237	1.15	22.9	92.4	24.925	208-230/460	9
		3600	256T	02036ET3H256T-W22	N1	313	1.25	18.6	91.0	24.945	575	
		3600	254/6T	02036ET3HRS256T	RSP	313	1.15	18.3	92.4	24.925	575	9
		1800	256T	02018ET3E256TF3-W22	N1	324	1.25	24.1	93.0	24.945	208-230/460	
		1800	256T	02018ET3E256T-W22	N1	324	1.25	24.1	93.0	24.945	208-230/460	
20	15	1800	254/6T	02018ET3ERS256T	RSP	259	1.15	24.4	93.0	24.925	208-230/460	9
		1800	256T	02018ET3H256T-W22	N1	324	1.25	19.3	93.0	24.945	575	
		1800	254/6T	02018ET3HRS256T	RSP	324	1.15	19.5	93.0	24.925	575	9
		1800	256T	02018ET3P256T-W22	N1	324	1.25	55.4	93.0	24.945	200	
		1200	286T	02012ET3E286T-W22	N1	503	1.25	24.2	91.7	27.929	208-230/460	
		1200	286T	02012ET3H286T-W22	N1	503	1.25	19.4	91.7	27.929	575	
		900	324T	02009ET3E324T-W22	N1	557	1.25	28.3	91.0	29.620	208-230/460	
		3600	284TS	02536ET3E284TSF3-W22	N1	353	1.25	28.5	91.7	25.061	208-230/460	
		3600	284TS	02536ET3E284TS-W22	N1	353	1.25	28.5	91.7	25.061	208-230/460	
25	18.5	3600	284TS	02536ET3H284TS-W22	N1	353	1.25	22.8	91.7	25.061	575	
		1800	284TS	02518ET3E284TS-W22	N1	481	1.25	29.5	93.6	25.061	208-230/460	
		1800	284T	02518ET3E284T-W22	N1	481	1.25	29.5	93.6	26.433	208-230/460	

Refer to electrical and mechanical data sections for additional technical information. Please refer to back cover for description of "NOTES"

Manufacturers Distributor, Inc. | www.WegMotorSales.com
(813) 241 - 4900 | sales@WegMotorSales.com

GENERAL PURPOSE MOTORS
THREE PHASE
TEFC – FOOT MOUNT - NEMA PREMIUM

HP	kW	RPM	NEMA Frame	Catalog Number	Mult. Symbol	Approx. Shipping Weight (lbs)	Service Factor	FL Amps @ High	FL. Eff (%)	"C" Dimension (in)	Voltage (V)	Notes
25	18.5	1800	284T	02518ET3H284T-W22	N1	481	1.25	23.6	93.6	26.433	575	
		1200	324T	02512ET3E324T-W22	N1	605	1.25	30.4	93.0	29.620	208-230/460	
		1200	324T	02512ET3H324T-W22	N1	605	1.25	24.3	93.0	29.620	575	
		900	326T	02509ET3E326T-W22	N1	632	1.25	35.9	91.0	31.116	208-230/460	
30	22	3600	286TS	03036ET3E286TSF3-W22	N1	428	1.25	33.8	91.7	26.557	208-230/460	
		3600	286TS	03036ET3E286TS-W22	N1	428	1.25	33.8	91.7	26.557	208-230/460	
		3600	286TS	03036ET3H286TS-W22	N1	428	1.25	27.0	91.7	26.557	575	
		1800	286T	03018ET3E286TS-W22	N1	525	1.25	35.1	93.6	27.929	208-230/460	
		1800	286T	03018ET3E286T-W22	N1	525	1.25	35.1	93.6	27.929	208-230/460	
		1800	286T	03018ET3H286T-W22	N1	525	1.25	28.1	93.6	27.929	575	
		1200	326T	03012ET3E326T-W22	N1	673	1.25	35.8	93.0	31.116	208-230/460	
		1200	326T	03012ET3H326T-W22	N1	673	1.25	28.6	93.0	31.116	575	
		900	364/5T	03009ET3E364T-W22	N1	992	1.25	37.0	92.4	34.251	208-230/460	
40	30	3600	324TS	04036ET3E324TSF3-W22	N1	561	1.25	45.8	92.4	28.120	208-230/460	
		3600	324TS	04036ET3E324TS-W22	N1	561	1.25	45.8	92.4	28.120	208-230/460	
		3600	324TS	04036ET3H324TS-W22	N1	561	1.25	36.6	92.4	28.120	575	
		1800	324T	04018ET3E324TS-W22	N1	640	1.25	48.2	94.1	29.620	208-230/460	
		1800	324T	04018ET3E324T-W22	N1	640	1.25	48.2	94.1	29.620	208-230/460	
		1800	324T	04018ET3H324T-W22	N1	640	1.25	38.6	94.1	29.620	575	
		1800	324T	04018ET3P324T-W22	N1	587	1.25	111	94.1	29.620	200	
		1200	364/5T	04012ET3E364T-W22	N1	1,076	1.25	46.5	94.1	34.251	208-230/460	
		1200	364/5T	04012ET3H364T-W22	N1	1,076	1.25	37.2	94.1	34.251	575	
		900	364/5T	04009ET3E365T-W22	N1	1,063	1.25	50.0	92.4	34.251	208-230/460	
50	37	3600	326TS	05036ET3E326TSF3-W22	N1	607	1.25	56.1	93.0	29.616	208-230/460	
		3600	326TS	05036ET3E326TS-W22	N1	607	1.25	56.1	93.0	29.616	208-230/460	
		3600	326TS	05036ET3H326TS-W22	N1	594	1.25	44.9	93.0	29.616	575	
		1800	326T	05018ET3E326TS-W22	N1	662	1.25	59.2	94.5	31.116	208-230/460	
		1800	326T	05018ET3E326T-W22	N1	662	1.25	59.2	94.5	31.116	208-230/460	
		1800	326T	05018ET3H326T-W22	N1	662	1.25	47.4	94.5	31.116	575	
		1200	364/5T	05012ET3E365T-W22	N1	1,127	1.25	57.4	94.1	34.251	208-230/460	
		1200	364/5T	05012ET3H365T-W22	N1	992	1.25	45.9	94.1	34.251	575	
		900	404/5T	05009ET3E404T-W22	N1	1,295	1.25	60.0	93.0	39.730	208-230/460	
60	45	3600	364/5TS	06036ET3E364TSF3-W22	N1	992	1.25	67	93.6	32.276	208-230/460	
		3600	364/5TS	06036ET3E364TS-W22	N1	992	1.25	67.0	93.6	32.276	208-230/460	
		3600	364/5TS	06036ET3G364TS-W22	N1	992	1.25	67.0	93.6	32.276	460	
		1800	364/5TS	06018ET3E364TS-W22	N1	963	1.25	68.3	95.0	32.276	208-230/460	
		1800	364/5T	06018ET3E364T-W22	N1	1,036	1.25	68.3	95.0	34.251	208-230/460	
		1800	364/5T	06018ET3G364T-W22	N1	1,036	1.25	68.3	95.0	34.251	460	
		1800	364/5T	06018ET3H364T-W22	N1	1,036	1.25	54.6	95.0	34.251	575	
		1200	404/5T	06012ET3E404T-W22	N1	1,346	1.25	69.5	94.5	39.730	208-230/460	
		1200	404/5T	06012ET3ERB404T-W22	N1	1,346	1.25	69.5	94.5	39.730	208-230/460	14
		1200	404/5T	06012ET3G404T-W22	N1	1,346	1.25	69.5	94.5	39.730	460	
		900	404/5T	06009ET3E405T-W22	N1	1,463	1.25	73.0	93.0	39.730	208-230/460	
75	55	3600	364/5TS	07536ET3E365TS-W22	N1	1,025	1.25	81.9	93.6	32.276	208-230/460	
		3600	364/5TS	07536ET3G365TS-W22	N1	1,025	1.25	81.9	93.6	32.276	460	
		1800	364/5TS	07518ET3E365TS-W22	N1	1,047	1.25	84.1	95.4	32.276	208-230/460	
		1800	364/5T	07518ET3E365T-W22	N1	1,047	1.25	84.1	95.4	34.251	208-230/460	
		1800	364/5T	07518ET3G365T-W22	N1	1,047	1.25	84.1	95.4	34.251	460	
		1800	364/5T	07518ET3H365T-W22	N1	1,047	1.25	67.3	95.4	34.251	575	
		1200	404/5T	07512ET3E405T-W22	N1	1,478	1.25	84.9	94.5	39.730	208-230/460	
		1200	404/5T	07512ET3ERB405T-W22	N1	1,478	1.25	84.9	94.5	39.730	208-230/460	14
		1200	404/5T	07512ET3G405T-W22	N1	1,478	1.25	84.9	94.5	39.730	460	
		1200	404/5T	07512ET3GRB405T-W22	N1	1,478	1.25	84.9	94.5	39.730	460	14
		1200	404/5T	07512ET3H405T-W22	N1	1,478	1.25	67.9	94.5	39.730	575	
		900	444/5T	07509ET3E444T-W22	N1	1,660	1.25	93.0	93.6	44.950	208-230/460	

Refer to electrical and mechanical data sections for additional technical information. Please refer to back cover for description of "NOTES"

Manufacturers Distributor, Inc. | www.WegMotorSales.com
(813) 241 - 4900 | sales@WegMotorSales.com

GENERAL PURPOSE MOTORS
THREE PHASE
TEFC – FOOT MOUNT - NEMA PREMIUM

HP	kW	RPM	NEMA Frame	Catalog Number	Mult. Symbol	Approx. Shipping Weight (lbs)	Service Factor	FL Amps @ High	FL. Eff (%)	"C" Dimension (in)	Voltage (V)	Notes
		3600	404/5TS	10036ET3E405TS-W22	N1	1,361	1.25	110	94.1	36.732	208-230/460	
		3600	404/5TS	10036ET3G405TS-W22	N1	1,361	1.25	110	94.1	36.732	460	
		3600	404/5TS	10036ET3H405TS-W22	N1	1,361	1.25	88.0	94.1	36.732	575	
		1800	404/5TS	10018ET3E405TS-W22	N1	1,273	1.25	111	95.4	36.732	208-230/460	
		1800	404/5T	10018ET3E405T-W22	N1	1,302	1.25	111	95.4	39.730	208-230/460	
		1800	404/5T	10018ET3ERB405T-W22	N1	1,302	1.25	111	95.4	39.730	208-230/460	14
		1800	404/5T	10018ET3G405T-W22	N1	1,302	1.25	111	95.4	39.730	460	
		1800	404/5T	10018ET3GRB405T-W22	N1	1,302	1.25	111	95.4	39.730	460	14
100	75	1800	404/5T	10018ET3H405T-W22	N1	1,302	1.25	88.8	95.4	39.730	575	
		1800	404/5T	10018ET3HRB405T-W22	N1	1,302	1.25	88.8	95.4	39.730	575	14
		1200	444/5T	10012ET3E444T-W22	N1	2,006	1.25	121	95.0	44.950	208-230/460	
		1200	444/5T	10012ET3ERB444T-W22	N1	2,006	1.25	121	95.0	44.950	208-230/460	14
		1200	444/5T	10012ET3G444T-W22	N1	2,006	1.25	121	95.0	44.950	460	
		1200	444/5T	10012ET3GRB444T-W22	N1	2,006	1.25	121	95.0	44.950	460	14
		1200	444/5T	10012ET3H444T-W22	N1	2,006	1.25	96.8	95.0	44.950	575	
		900	444/5T	10009ET3E445T-W22	N1	1,900	1.25	127	94.1	44.950	208-230/460	
		900	444/5T	10009ET3G445T-W22	N1	1,900	1.25	127	94.1	44.950	460	
		3600	444/5TS	12536ET3E444TS-W22	N1	1,801	1.15	134	95.0	41.200	208-230/460	
		3600	444/5TS	12536ET3G444TS-W22	N1	1,794	1.15	134	95.0	41.200	460	
		3600	444/5TS	12536ET3H444TS-W22	N1	1,625	1.15	107	95.0	41.200	575	
		1800	444/5TS	12518ET3E444TS-W22	N1	1,545	1.15	139	95.4	41.200	208-230/460	
		1800	444/5T	12518ET3E444T-W22	N1	1,841	1.15	139	95.4	44.950	208-230/460	
		1800	444/5T	12518ET3ERB444T-W22	N1	1,841	1.15	139	95.4	44.950	208-230/460	14
		1800	444/5T	12518ET3G444T-W22	N1	1,841	1.15	139	95.4	44.950	460	
125	90	1800	444/5T	12518ET3GRB444T-W22	N1	1,841	1.15	139	95.4	44.950	460	14
		1800	444/5T	12518ET3H444T-W22	N1	1,841	1.15	111	95.4	44.950	575	
		1800	444/5T	12518ET3Q444T-W22	N1	1,617	1.15	139	95.4	44.950	460	
		1200	444/5T	12512ET3E445T-W22	N1	2,082	1.15	143	95.0	44.950	208-230/460	
		1200	444/5T	12512ET3ERB445T-W22	N1	2,082	1.15	143	95.0	44.950	208-230/460	14
		1200	444/5T	12512ET3G445T-W22	N1	2,082	1.15	143	95.0	44.950	460	
		1200	444/5T	12512ET3GRB445T-W22	N1	2,082	1.15	143	95.0	44.950	460	14
		900	445/7T	12509ET3G447T-W22	N1	2,242	1.15	151	94.5	48.701	460	
		3600	444/5TS	15036ET3E445TS-W22	N1	1,774	1.15	161	95.0	41.200	208-230/460	
		3600	444/5TS	15036ET3G445TS-W22	N1	1,865	1.15	161	95.0	41.200	460	
		3600	444/5TS	15036ET3Q445TS-W22	N1	1,858	1.15	161	95.0	41.200	460	
		1800	444/5T	15018ET3E445T-W22	N1	1,900	1.15	170	95.8	44.950	208-230/460	
		1800	444/5TS	15018ET3G445TS-W22	N1	1,841	1.15	170	95.8	41.200	460	
		1800	444/5T	15018ET3G445T-W22	N1	1,841	1.15	170	95.8	44.950	460	
		1800	444/5T	15018ET3GRB445T-W22	N1	1,841	1.15	170	95.8	44.950	460	14
150	110	1800	444/5T	15018ET3H445T-W22	N1	1,841	1.15	136	95.8	44.950	575	
		1800	444/5T	15018ET3HRB445T-W22	N1	1,841	1.15	136	95.8	44.950	575	14
		1800	444/5T	15018ET3Q445T-W22	N1	1,841	1.15	170	95.8	44.950	460	
		1200	445/7T	15012ET3E447T-W22	N1	2,166	1.15	176	95.8	48.701	208-230/460	
		1200	445/7T	15012ET3G447T-W22	N1	2,738	1.15	176	95.8	48.701	460	
		1200	445/7T	15012ET3GRB447T-W22	N1	2,738	1.15	176	95.8	48.701	460	14
		900	447/9T	15009ET3G449T-W22	N1	2,471	1.15	185	94.5	56.338	460	
		3600	445/7TS	20036ET3E447TS-W22	N1	2,061	1.15	219	95.4	44.951	208-230/460	
		3600	445/7TS	20036ET3G447TS-W22	N1	2,072	1.15	219	95.4	44.951	460	
		3600	504/5S	20036ET3G504S-W22	N1	2,072	1.15	222	95.4	48.215	460	
		1800	445/7T	20018ET3E447T-W22	N1	2,063	1.15	230	96.2	48.701	208-230/460	
200	150	1800	445/7T	20018ET3G447TS-W22	N1	2,063	1.15	230	96.2	48.701	460	
		1800	445/7T	20018ET3G447T-W22	N1	2,063	1.15	230	96.2	48.701	460	
		1800	504/5	20018ET3G504-W22	N1	2,063	1.15	228	96.2	54.095	460	
		1800	445/7T	20018ET3GRB447T-W22	N1	2,063	1.15	230	96.2	48.701	460	14
		1800	445/7T	20018ET3H447T-W22	N1	2,063	1.15	184	96.2	48.701	575	

Refer to electrical and mechanical data sections for additional technical information. Please refer to back cover for description of "NOTES"

Manufacturers Distributor, Inc. | www.WegMotorSales.com
(813) 241 - 4900 | sales@WegMotorSales.com

GENERAL PURPOSE MOTORS
THREE PHASE
TEFC – FOOT MOUNT - NEMA PREMIUM

HP	kW	RPM	NEMA Frame	Catalog Number	Mult. Symbol	Approx. Shipping Weight (lbs)	Service Factor	FL Amps @ High	FL. Eff (%)	"C" Dimension (in)	Voltage (V)	Notes
200	150	1800	445/7T	20018ET3HRB447T-W22	N1	2,063	1.15	184	96.2	48.701	575	14
		1200	447/9T	20012ET3E449T-W22	N1	2,495	1.15	237	95.8	56.338	208-230/460	
		1200	445/7T	20012ET3G447T-W22	N1	2,467	1.15	237	95.8	48.701	460	
		1200	447/9T	20012ET3G449T-W22	N1	2,467	1.15	237	95.8	56.338	460	
		1200	504/5	20012ET3G505-W22	N1	2,467	1.15	237	95.8	54.095	460	
		1200	445/7T	20012ET3GRB447T-W22	N1	2,467	1.15	237	95.8	48.701	460	14
		1200	447/9T	20012ET3GRB449T-W22	N1	2,467	1.15	237	95.8	56.338	460	14
		900	447/9T	20009ET3G449T-W22	N1	4,212	1.15	254	95.0	56.338	460	
250	185	3600	445/7TS	25036ET3G447TS-W22	N1	2,266	1.15	266	95.8	44.951	460	
		3600	447/9TS	25036ET3G449TS-W22	N1	2,266	1.15	266	95.8	52.588	460	
		1800	445/7T	25018ET3G447T-W22	N1	2,414	1.15	281	96.2	48.701	460	
		1800	447/9T	25018ET3G449T-W22	N1	2,414	1.15	281	96.2	56.338	460	
		1800	445/7T	25018ET3GRB447T-W22	N1	2,414	1.15	281	96.2	48.701	460	14
		1800	447/9T	25018ET3GRB449T-W22	N1	2,414	1.15	281	96.2	56.338	460	14
		1200	447/9T	25012ET3E449T-W22	N1	3,966	1.15	292	95.8	56.338	208-230/460	
		1200	447/9T	25012ET3G449T-W22	N1	4,002	1.15	292	95.8	56.338	460	
		1200	586/7	25012ET3G586/7-W22	N1	4,002	1.15	299	95.8	61.902	460	
		1200	447/9T	25012ET3GRB449T-W22	N1	4,002	1.15	292	95.8	56.338	460	14
		900	L447/9T	25009ET3G449T-W22	N1	4,639	1.15	308	95.4	57.181	460	
300	220	3600	447/9TS	30036ET3G449TS-W22	N1	3,374	1.15	320	95.8	52.588	460	
		1800	447/9TS	30018ET3G449TS-W22	N1	3,837	1.15	330	96.2	52.588	460	
		1800	447/9T	30018ET3G449T-W22	N1	3,837	1.15	330	96.2	56.338	460	
		1800	447/9T	30018ET3GRB449T-W22	N1	3,837	1.15	330	96.2	56.338	460	14
		1200	447/9T	30012ET3G449T-W22	N1	4,487	1.15	347	95.8	56.338	460	
		1200	586/7	30012ET3G586/7-W22	N1	4,487	1.15	356	95.8	61.902	460	
		1200	447/9T	30012ET3GRB449T-W22	N1	4,487	1.15	347	95.8	56.338	460	14
		900	L447/9T	30009ET3G449T-W22	N1	4,873	1.15	371	95.4	57.181	460	
350	260	3600	447/9TS	35036ET3G449TS-W22	N1	3,605	1.15	377	96.2	52.588	460	
		1800	447/9T	35018ET3G449TS-W22	N1	4,300	1.15	394	96.2	56.338	460	
		1800	447/9T	35018ET3G449T-W22	N1	4,300	1.15	394	96.2	56.338	460	
		1800	447/9T	35018ET3GRB449T-W22	N1	4,300	1.15	394	96.2	56.338	460	14
		1200	L447/9T	35012ET3G449T-W22	N1	4,723	1.15	415	95.8	57.181	460	
		1200	L447/9T	35012ET3GRB449T-W22	N1	4,723	1.15	415	95.8	57.181	460	14
		900	586/7	35009ET3G586/7-W22	N1	5,028	1.00	426	95.8	61.902	460	1
400	300	3600	L447/9TS	40036ET3G449TS-W22	N1	3,308	1.15	432	95.8	53.431	460	
		1800	L447/9TS	40018ET3G449TS-W22	N1	4,686	1.15	455	96.2	53.431	460	
		1800	L447/9T	40018ET3G449T-W22	N1	4,686	1.15	455	96.2	57.181	460	
		1800	L447/9T	40018ET3GRB449T-W22	N1	4,686	1.15	455	96.2	57.181	460	14
		1800	L447/9T	40018ET3H449T-W22	N1	4,686	1.15	364	96.2	57.181	575	
		1200	L447/9T	40012ET3G449T-W22	N1	4,961	1.15	477	95.8	57.181	460	
		1200	586/7	40012ET3G586/7-W22	N1	4,961	1.15	483	96.2	61.902	460	
		1200	L447/9T	40012ET3GRB449T-W22	N1	4,961	1.15	477	95.8	57.181	460	14
		900	588/9	40009ET3G588/9-W22	N1	3,308	1.00	498	95.7	69.381	460	1
450	330	3600	L447/9TS	45036ET3G449TS-W22	N1	3,418	1.00	475	95.8	53.431	460	1
		1800	L447/9T	45018ET3G449T-W22	N1	5,204	1.15	501	96.2	57.181	460	
		1800	L447/9T	45018ET3GRB449T-W22	N1	5,204	1.15	501	96.2	57.181	460	14
		1200	586/7	45012ET3G586/7-W22	N1	5,248	1.00	532	96.2	61.902	460	1
		1200	586/7	45012ET3GRB586/7-W22	N1	5,248	1.00	532	96.2	61.902	460	1;14
		900	588/9	45009ET3G588/9-W22	N1	3,308	1.00	554	95.8	69.381	460	1
500	370	3600	586/7S	50036ET3G586/7S-W22	N1	4,236	1.15	530	96.2	55.027	460	
		1800	L447/9T	50018ET3G449T-W22	N1	5,424	1.00	561	96.2	57.181	460	1;19
		1800	L447/9T	50018ET3GRB449T-W22	N1	5,424	1.00	561	96.2	57.181	460	1;14
		1200	586/7	50012ET3G586/7-W22	N1	5,248	1.00	603	96.2	61.902	460	1
600	450	3600	588/9S	60036ET3G588/9S-W22	N1	4,580	1.00	650	96.5	62.506	460	1
		1800	586/7	60018ET3G586/7-W22	N1	5,248	1.00	665	96.5	61.902	460	1

Refer to electrical and mechanical data sections for additional technical information. Please refer to back cover for description of "NOTES"

Manufacturers Distributor, Inc. | www.WegMotorSales.com
(813) 241 - 4900 | sales@WegMotorSales.com

GENERAL PURPOSE MOTORS
THREE PHASE
TEFC – FOOT MOUNT - NEMA PREMIUM

HP	kW	RPM	NEMA Frame	Catalog Number	Mult. Symbol	Approx. Shipping Weight (lbs)	Service Factor	FL Amps @ High	FL. Eff (%)	"C" Dimension (in)	Voltage (V)	Notes
600	450	1200	588/9	60012ET3G588/9-W22	N1	3,308	1.00	743	96.2	69.381	460	1
650	480	3600	588/9S	65036ET3G588/9S-W22	N1	4,805	1.00	685	96.6	62.506	460	1
		1800	588/9	65018ET3G588/9-W22	N1	3,308	1.00	734	96.6	69.381	460	1
700	515	3600	588/9S	70036ET3G588/9S-W22	N1	4,975	1.00	736	96.6	62.506	460	1
		1800	588/9	70018ET3G588/9-W22	N1	3,308	1.00	788	96.6	69.381	460	1
750	550	1800	588/9	75018ET3G588/9-W22	N1	3,308	1.00	840	96.7	69.381	460	1

Refer to electrical and mechanical data sections for additional technical information.
Please refer to back cover for description of "NOTES"

GENERAL PURPOSE MOTORS
THREE PHASE
TEFC – C-FLANGE – FOOT MOUNT - NEMA PREMIUM

HP	kW	RPM	NEMA Frame	Catalog Number	Mult. Symbol	Approx. Shipping Weight (lbs)	Service Factor	FL Amps @ High	FL. Eff (%)	"C" Dimension (in)	Voltage (V)	Notes
1	0.75	3600	143TC	00136ET3E143TC-W22	N1	43	1.25	1.43	78.5	12.346	208-230/460	
		1800	143TC	00118ET3E143TC-W22	N1	54	1.25	1.41	85.5	12.346	208-230/460	
		1800	143/5TC	00118ET3ERS143TC	RSP	36	1.15	1.55	85.5	14.095	208-230/460	9
		1800	143TC	00118ET3H143TC-W22	N1	54	1.25	1.13	85.5	12.346	575	
		1200	145TC	00112ET3E145TC-W22	N1	56	1.25	1.73	82.5	13.346	208-230/460	
		1200	143/5TC	00112ET3ERS145TC	RSP	56	1.15	1.75	82.5	14.095	208-230/460	9
1.5	1.1	3600	143TC	00156ET3E143TC-W22	N1	45	1.25	1.91	84.0	12.346	208-230/460	
		3600	143/5TC	00156ET3ERS143TC	RSP	38	1.15	1.95	84.0	14.095	208-230/460	9
		3600	143TC	00156ET3H143TC-W22	N1	45	1.25	1.53	84.0	12.346	575	
		1800	145TC	00158ET3E145TC-W22	N1	56	1.25	2.02	86.5	13.346	208-230/460	
		1800	143/5TC	00158ET3ERS145TC	RSP	39	1.15	2.25	86.5	14.095	208-230/460	9
		1800	145TC	00158ET3H145TC-W22	N1	56	1.25	1.62	86.5	13.346	575	
		1200	182TC	00152ET3E182TC-W22	N1	79	1.25	2.39	87.5	14.860	208-230/460	
		1200	182/4TC	00152ET3ERS182TC	RSP	74	1.15	2.39	87.5	16.404	208-230/460	9
2	1.5	3600	145TC	00236ET3E145TC-W22	N1	52	1.25	2.53	85.5	13.346	208-230/460	
		3600	143/5TC	00236ET3ERS145TC	RSP	42	1.15	2.50	85.5	14.095	208-230/460	9
		3600	145TC	00236ET3H145TC-W22	N1	47	1.25	2.02	85.5	13.346	575	
		1800	145TC	00218ET3E145TC-W22	N1	58	1.25	2.61	86.5	13.346	208-230/460	
		1800	143/5TC	00218ET3ERS145TC	RSP	46	1.15	2.85	86.5	14.095	208-230/460	9
		1800	145TC	00218ET3H145TC-W22	N1	58	1.25	2.09	86.5	13.346	575	
		1200	184TC	00212ET3E184TC-W22	N1	97	1.25	3.23	88.5	15.860	208-230/460	
		1200	182/4TC	00212ET3ERS184TC	RSP	91	1.15	3.22	88.5	16.404	208-230/460	9
3	2.2	3600	182TC	00336ET3E182TC-W22	N1	99	1.25	3.63	86.5	14.860	208-230/460	
		3600	182/4TC	00336ET3ERS182TC	RSP	80	1.15	3.68	87.5	16.404	208-230/460	9
		3600	182TC	00336ET3H182TC-W22	N1	99	1.25	2.90	86.5	14.860	575	
		1800	182TC	00318ET3E182TC-W22	N1	99	1.25	3.88	89.5	14.860	208-230/460	
		1800	182/4TC	00318ET3ERS182TC	RSP	74	1.15	3.91	89.5	16.404	208-230/460	9
		1800	182TC	00318ET3H182TC-W22	N1	99	1.25	3.10	89.5	14.860	575	
		1200	213TC	00312ET3E213TC-W22	N1	134	1.25	4.41	89.5	18.021	208-230/460	
		1200	213/5TC	00312ET3ERS213TC	RSP	122	1.15	4.41	89.5	20.257	208-230/460	9
		900	215TC	00309ET3E215TC-W22	N1	166	1.25	4.56	85.5	19.517	208-230/460	
5	3.7	3600	184TC	00536ET3E184TC-W22	N1	114	1.25	5.90	88.5	15.860	208-230/460	
		3600	182/4TC	00536ET3ERS184TC	RSP	93	1.15	5.96	89.5	16.404	208-230/460	9
		3600	184TC	00536ET3H184TC-W22	N1	108	1.25	4.72	88.5	15.860	575	
		1800	184TC	00518ET3E184TC-W22	N1	108	1.25	6.45	89.5	15.860	208-230/460	

Refer to electrical and mechanical data sections for additional technical information. Please refer to back cover for description of "NOTES"

Manufacturers Distributor, Inc. | www.WegMotorSales.com
(813) 241 - 4900 | sales@WegMotorSales.com

GENERAL PURPOSE MOTORS
THREE PHASE
TEFC – C-FLANGE – FOOT MOUNT - NEMA PREMIUM

HP	kW	RPM	NEMA Frame	Catalog Number	Mult. Symbol	Approx. Shipping Weight (lbs)	Service Factor	FL Amps @ High	FL. Eff (%)	"C" Dimension (in)	Voltage (V)	Notes
5	3.7	1800	182/4TC	00518ET3ERS184TC	RSP	92	1.15	6.40	89.5	16.404	208-230/460	9
		1800	184TC	00518ET3H184TC-W22	N1	108	1.25	5.16	89.5	15.860	575	
		1200	215TC	00512ET3E215TC-W22	N1	175	1.25	6.83	89.5	19.517	208-230/460	
		1200	213/5TC	00512ET3ERS215TC	RSP	146	1.15	6.83	89.5	20.257	208-230/460	9
7.5	5.5	3600	213TC	00736ET3E213TC-W22	N1	134	1.25	8.76	89.5	18.021	208-230/460	
		3600	213/5TC	00736ET3ERS213TC	RSP	125	1.15	8.63	91.0	20.257	208-230/460	9
		3600	184TC	00736ET3H184TC-W22	N1	93	1.25	7.01	89.5	15.860	575	
		3600	213TC	00736ET3H213TC-W22	N1	134	1.25	7.01	89.5	18.021	575	
		1800	213TC	00718ET3E213TC-W22	N1	165	1.25	9.00	91.7	18.021	208-230/460	
		1800	213/5TC	00718ET3ERS213TC	RSP	139	1.15	9.29	91.7	20.257	208-230/460	9
		1800	213TC	00718ET3H213TC-W22	N1	165	1.25	7.20	91.7	18.021	575	
		1200	254TC	00712ET3E254TC-W22	N1	282	1.25	9.48	91.0	23.213	208-230/460	
		1200	254/6TC	00712ET3ERS254TC	RSP	282	1.15	9.73	91.0	24.925	208-230/460	9
		900	256TC	00709ET3E256TC-W22	N1	324	1.25	11.1	87.5	24.945	208-230/460	
10	7.5	3600	215TC	01036ET3E215TC-W22	N1	173	1.25	11.6	90.2	19.517	208-230/460	
		3600	213/5TC	01036ET3ERS215TC	RSP	158	1.15	11.5	91.7	20.257	208-230/460	9
		3600	215TC	01036ET3H215TC-W22	N1	173	1.25	9.28	90.2	19.517	575	
		1800	215TC	01018ET3E215TC-W22	N1	172	1.25	12.4	91.7	19.517	208-230/460	
		1800	213/5TC	01018ET3ERS215TC	RSP	153	1.15	12.7	91.7	20.257	208-230/460	9
		1800	215TC	01018ET3H215TC-W22	N1	172	1.25	9.92	91.7	19.517	575	
		1200	256TC	01012ET3E256TC-W22	N1	316	1.25	12.9	91.0	24.945	208-230/460	
		1200	254/6TC	01012ET3ERS256TC	RSP	316	1.15	13.3	91.0	24.925	208-230/460	9
15	11	3600	215TC	01536ET3E215TC-W22	N1	175	1.25	17.0	91.0	19.517	208-230/460	
		3600	254TC	01536ET3E254TC-W22	N1	280	1.25	17.2	91.0	23.213	208-230/460	
		3600	254/6TC	01536ET3ERS254TC	RSP	214	1.15	16.9	91.7	24.925	208-230/460	9
		3600	254TC	01536ET3H254TC-W22	N1	280	1.25	13.8	91.0	23.213	575	
		1800	254TC	01518ET3E254TC-W22	N1	291	1.25	18.0	92.4	23.213	208-230/460	
		1800	254/6TC	01518ET3ERS254TC	RSP	238	1.15	18.0	92.4	24.925	208-230/460	9
		1800	254TC	01518ET3H254TC-W22	N1	291	1.25	14.4	92.4	23.213	575	
		1200	284TC	01512ET3E284TC-W22	N1	360	1.25	17.9	91.7	26.433	208-230/460	
		1200	284TC	01512ET3H284TC-W22	N1	360	1.25	14.3	91.7	26.433	575	
20	15	3600	256TC	02036ET3E256TC-W22	N1	313	1.25	23.2	91.0	24.945	208-230/460	
		3600	254/6TC	02036ET3ERS256TC	RSP	237	1.15	22.9	92.4	24.925	208-230/460	9
		3600	256TC	02036ET3H256TC-W22	N1	313	1.25	18.6	91.0	24.945	575	
		1800	256TC	02018ET3E256TC-W22	N1	324	1.25	24.1	93.0	24.945	208-230/460	
		1800	254/6TC	02018ET3ERS256TC	RSP	259	1.15	24.4	93.0	24.925	208-230/460	9
		1800	256TC	02018ET3H256TC-W22	N1	324	1.25	19.3	93.0	24.945	575	
		1200	286TC	02012ET3E286TC-W22	N1	503	1.25	24.2	91.7	27.929	208-230/460	
25	18.5	3600	284TSC	02536ET3E284TSC-W22	N1	353	1.25	28.5	91.7	25.061	208-230/460	
		3600	284TSC	02536ET3H284TSC-W22	N1	353	1.25	22.8	91.7	25.061	575	
		1800	284TC	02518ET3E284TC-W22	N1	481	1.25	29.5	93.6	26.433	208-230/460	
		1800	284TC	02518ET3H284TC-W22	N1	481	1.25	23.6	93.6	26.433	575	
30	22	3600	286TSC	03036ET3E286TSC-W22	N1	428	1.25	33.8	91.7	26.557	208-230/460	
		3600	286TSC	03036ET3H286TSC-W22	N1	428	1.25	27.0	91.7	26.557	575	
		1800	286TC	03018ET3E286TC-W22	N1	525	1.25	35.1	93.6	27.929	208-230/460	
		1800	286TC	03018ET3H286TC-W22	N1	525	1.25	28.1	93.6	27.929	575	
40	30	3600	324TSC	04036ET3E324TSC-W22	N1	561	1.25	45.8	92.4	28.120	208-230/460	
		3600	324TSC	04036ET3H324TSC-W22	N1	561	1.25	36.6	92.4	28.120	575	
		1800	324TC	04018ET3E324TC-W22	N1	640	1.25	48.2	94.1	29.620	208-230/460	
		1800	324TSC	04018ET3E324TSC-W22	N1	640	1.25	48.2	94.1	28.120	208-230/460	
		1800	324TC	04018ET3H324TC-W22	N1	640	1.25	38.6	94.1	29.620	575	
50	37	3600	326TSC	05036ET3E326TSC-W22	N1	607	1.25	56.1	93.0	29.616	208-230/460	
		1800	326TC	05018ET3E326TC-W22	N1	662	1.25	59.2	94.5	31.116	208-230/460	
		1800	326TSC	05018ET3E326TSC-W22	N1	640	1.25	59.2	94.5	29.616	208-230/460	
		1800	326TC	05018ET3H326TC-W22	N1	878	1.25	47.4	94.5	31.116	575	

Refer to electrical and mechanical data sections for additional technical information. Please refer to back cover for description of "NOTES"

Manufacturers Distributor, Inc. | www.WegMotorSales.com
(813) 241 - 4900 | sales@WegMotorSales.com

GENERAL PURPOSE MOTORS
THREE PHASE
TEFC – C-FLANGE – FOOT MOUNT - NEMA PREMIUM

HP	kW	RPM	NEMA Frame	Catalog Number	Mult. Symbol	Approx. Shipping Weight (lbs)	Service Factor	FL Amps @ High	FL. Eff (%)	"C" Dimension (in)	Voltage (V)	Notes
50	37	1200	364/5TC	05012ET3E365TC-W22	N1	1,127	1.25	57.4	94.1	34.251	208-230/460	
60	45	3600	364/5TSC	06036ET3E364TSC-W22	N1	992	1.25	67.0	93.6	32.276	208-230/460	
		1800	364/5TC	06018ET3E364TC-W22	N1	938	1.25	68.3	95.0	34.251	208-230/460	
		1800	364/5TC	06018ET3H364TC-W22	N1	938	1.25	54.6	95.0	34.251	575	
75	55	3600	364/5TSC	07536ET3E365TSC-W22	N1	1,025	1.25	81.9	93.6	32.276	208-230/460	
		1800	364/5TC	07518ET3E365TC-W22	N1	1,047	1.25	84.1	95.4	34.251	208-230/460	
		1800	364/5TC	07518ET3H365TC-W22	N1	1,047	1.25	67.3	95.4	34.251	575	
100	75	1800	404/5TC	10018ET3E405TC-W22	N1	1,302	1.25	111	95.4	39.730	208-230/460	
		1800	404/5TSC	10018ET3E405TSC-W22	N1	1,230	1.25	111	95.4	36.732	208-230/460	
125	90	1800	444/5TC	12518ET3G444TC-W22	N1	1,841	1.15	139	95.4	44.950	460	
		1800	444/5TSC	12518ET3G444TSC-W22	N1	1,841	1.15	139	95.4	41.200	460	
150	110	1800	444/5TC	15018ET3G445TC-W22	N1	1,960	1.15	170	95.8	44.950	460	
200	150	1800	445/7TC	20018ET3G447TC-W22	N1	2,063	1.15	230	96.2	48.701	460	

Refer to electrical and mechanical data sections for additional technical information.
Please refer to back cover for description of "NOTES"

GENERAL PURPOSE MOTORS
THREE PHASE
TEFC – C-FLANGE – FOOTLESS - NEMA PREMIUM

HP	kW	RPM	NEMA Frame	Catalog Number	Mult. Symbol	Approx. Shipping Weight (lbs)	Service Factor	FL Amps @ High	FL. Eff (%)	"C" Dimension (in)	Voltage (V)	Notes
1	0.75	3600	143TC	00136ET3ER143TC-W22	N1	43	1.25	1.43	78.5	12.346	208-230/460	15
		1800	143TC	00118ET3ER143TC-W22	N1	47	1.25	1.41	85.5	12.346	208-230/460	15
		1800	143/5TC	00118ET3ERSR143TC	RSP	54	1.15	1.55	85.5	14.095	208-230/460	9;15
		1200	145TC	00112ET3ER145TC-W22	N1	47	1.25	1.73	82.5	13.346	208-230/460	15
		1200	143/5TC	00112ET3ERSR145TC	RSP	56	1.15	1.75	82.5	14.095	208-230/460	9;15
1.5	1.1	3600	143TC	00156ET3ER143TC-W22	N1	45	1.25	1.91	84.0	12.346	208-230/460	15
		3600	143/5TC	00156ET3ERSR143TC	RSP	45	1.15	1.95	84.0	14.095	208-230/460	9;15
		1800	145TC	00158ET3ER145TC-W22	N1	54	1.25	2.02	86.5	13.346	208-230/460	15
		1800	143/5TC	00158ET3ERSR145TC	RSP	56	1.15	2.25	86.5	14.095	208-230/460	9;15
		1200	182TC	00152ET3ER182TC-W22	N1	80	1.25	2.39	87.5	14.860	208-230/460	15
		1200	182/4TC	00152ET3ERSR182TC	RSP	79	1.15	2.39	87.5	16.404	208-230/460	9;15
2	1.5	3600	145TC	00236ET3ER145TC-W22	N1	47	1.25	2.53	85.5	13.346	208-230/460	15
		3600	143/5TC	00236ET3ERSR145TC	RSP	52	1.15	2.50	85.5	14.095	208-230/460	9;15
		1800	145TC	00218ET3ER145TC-W22	N1	56	1.25	2.61	86.5	13.346	208-230/460	15
		1800	143/5TC	00218ET3ERSR145TC	RSP	58	1.15	2.85	86.5	14.095	208-230/460	9;15
		1200	184TC	00212ET3ER184TC-W22	N1	90	1.25	3.23	88.5	15.860	208-230/460	15
		1200	182/4TC	00212ET3ERSR184TC	RSP	97	1.15	3.22	88.5	16.404	208-230/460	9;15
3	2.2	3600	182TC	00336ET3ER182TC-W22	N1	106	1.25	3.63	86.5	14.860	208-230/460	15
		3600	182/4TC	00336ET3ERSR182TC	RSP	99	1.15	3.68	87.5	16.404	208-230/460	9;15
		1800	182TC	00318ET3ER182TC-W22	N1	97	1.25	3.88	89.5	14.860	208-230/460	15
		1800	182/4TC	00318ET3ERSR182TC	RSP	99	1.15	3.91	89.5	16.404	208-230/460	9;15
		1200	213TC	00312ET3ER213TC-W22	N1	125	1.25	4.41	89.5	18.021	208-230/460	15
		1200	213/5TC	00312ET3ERSR213TC	RSP	134	1.15	4.41	89.5	20.257	208-230/460	9;15
5	3.7	3600	184TC	00536ET3ER184TC-W22	N1	114	1.25	5.90	88.5	15.860	208-230/460	15
		3600	182/4TC	00536ET3ERSR184TC	RSP	114	1.15	5.96	89.5	16.404	208-230/460	9;15
		1800	184TC	00518ET3ER184TC-W22	N1	102	1.25	6.45	89.5	15.860	208-230/460	15
		1800	182/4TC	00518ET3ERSR184TC	RSP	108	1.15	6.40	89.5	16.404	208-230/460	9;15
		1200	215TC	00512ET3ER215TC-W22	N1	175	1.25	6.83	89.5	19.517	208-230/460	15
		1200	213/5TC	00512ET3ERSR215TC	RSP	175	1.15	6.83	89.5	20.257	208-230/460	9;15
7.5	5.5	3600	213TC	00736ET3ER213TC-W22	N1	150	1.25	8.76	89.5	18.021	208-230/460	15
		3600	213/5TC	00736ET3ERSR213TC	RSP	134	1.15	8.63	91.0	20.257	208-230/460	9;15

Refer to electrical and mechanical data sections for additional technical information. Please refer to back cover for description of "NOTES"

Manufacturers Distributor, Inc. | www.WegMotorSales.com
(813) 241 - 4900 | sales@WegMotorSales.com

GENERAL PURPOSE MOTORS
THREE PHASE
TEFC – C-FLANGE – FOOTLESS - NEMA PREMIUM

HP	kW	RPM	NEMA Frame	Catalog Number	Mult. Symbol	Approx. Shipping Weight (lbs)	Service Factor	FL Amps @ High	FL. Eff (%)	"C" Dimension (in)	Voltage (V)	Notes
7.5	5.5	1800	213TC	00718ET3ER213TC-W22	N1	150	1.25	9.00	91.7	18.021	208-230/460	15
		1800	213/5TC	00718ET3ERSR213TC	RSP	165	1.15	9.29	91.7	20.257	208-230/460	9;15
10	7.5	3600	215TC	01036ET3ER215TC-W22	N1	150	1.25	11.6	90.2	19.517	208-230/460	15
		3600	213/5TC	01036ET3ERSR215TC	RSP	173	1.15	11.5	91.7	20.257	208-230/460	9;15
		1800	215TC	01018ET3ER215TC-W22	N1	165	1.25	12.4	91.7	19.517	208-230/460	15
		1800	213/5TC	01018ET3ERSR215TC	RSP	172	1.15	12.7	91.7	20.257	208-230/460	9;15
		1800	213/5TC	01018ET3HRSR215TC	RSP	172	1.15	10.2	91.7	20.257	575	9;15
15	11	3600	254TC	01536ET3ER254TC-W22	N1	280	1.25	17.2	91.0	23.213	208-230/460	15
		3600	254/6TC	01536ET3ERSR254TC	RSP	280	1.15	16.9	91.7	24.925	208-230/460	9;15
		1800	254TC	01518ET3ER254TC-W22	N1	266	1.25	18.0	92.4	23.213	208-230/460	15
		1800	254/6TC	01518ET3ERSR254TC	RSP	291	1.15	18.0	92.4	24.925	208-230/460	9;15
		1800	254/6TC	01518ET3HRSR254TC	RSP	291	1.15	14.4	92.4	24.925	575	9;15
20	15	3600	256TC	02036ET3ER256TC-W22	N1	313	1.25	23.2	91.0	24.945	208-230/460	15
		3600	254/6TC	02036ET3ERSR256TC	RSP	313	1.15	22.9	92.4	24.925	208-230/460	9;15
		1800	256TC	02018ET3ER256TC-W22	N1	324	1.25	24.1	93.0	24.945	208-230/460	15
		1800	254/6TC	02018ET3ERSR256TC	RSP	324	1.15	24.4	93.0	24.925	208-230/460	9;15
25	18.5	1800	284TC	02518ET3ER284TC-W22	N1	437	1.25	29.5	93.6	26.433	208-230/460	15
30	22	1800	286TC	03018ET3ER286TC-W22	N1	481	1.25	35.1	93.6	27.929	208-230/460	15
40	30	1800	324TC	04018ET3ER324TC-W22	N1	587	1.25	48.2	94.1	29.620	208-230/460	15
50	37	1800	326TC	05018ET3ER326TC-W22	N1	640	1.25	59.2	94.5	31.116	208-230/460	15

Refer to electrical and mechanical data sections for additional technical information.
Please refer to back cover for description of "NOTES"

Manufacturers Distributor, Inc.
Web: www.WegMotorSales.com
Phone: (813) 241 - 4900
Email: Sales@WegMotorSales.com
Fax: (813) 571 - 0422

GENERAL PURPOSE MOTORS
THREE PHASE
ODP - NEMA Premium

Cast Iron

Rolled Steel

WEG Open Drip Proof motors are designed to meet demanding applications in environments where dirt and humidity are minimal. These motors are specifically designed to provide maximum ventilation and cool operation.

Features that makes a difference:

* 50/60 Hz rated up to 250 HP (Same Horse Power at 50 Hz with a 1.0 service factor)
* Class F insulation (Impregnation Resin and Magnet wire are class H)
* Class B Rise at 1.15 Service Factor
* F1 Mounted (Cast Iron Frame motors are F2 convertible)
* Stainless Steel Nameplate - Laser etched with High contrast background (Cast Iron Frames only)
* Cast Iron Frames: Regreasable ball bearings (Frames 254T and up)
* Rolled Steel Frames: ZZ ball bearings (Permanently lubricated).

Inverter Rated:
1000:1 for variable torque
4:1 for constant torque
** Frame 404/5T 150HP and up 2:1CT and 1000:1VT*

GENERAL PURPOSE MOTORS
THREE PHASE
ODP – FOOT MOUNT - NEMA PREMIUM

HP	kW	RPM	NEMA Frame	Catalog Number	Mult. Symbol	Approx. Shipping Weight (lbs)	Service Factor	FL Amps @ High	FL. Eff (%)	"C" Dimension (in)	Voltage (V)	Notes
1	0.75	1800	E143/5T	00118OT3E143T	N1B	36	1.15	1.45	85.5	12.047	208-230/460	9
		1800	E143/5T	00118OT3H143T	N1B	36	1.15	1.16	85.5	12.047	575	9
		1800	E143/5T	00118OT3P143T	N1B	36	1.15	3.34	85.5	12.047	200	9
		1200	E143/5T	00112OT3E145T	N1B	40	1.15	1.63	82.5	12.047	208-230/460	9
1.5	1.1	3600	E143/5T	00156OT3E143T	N1B	34	1.15	1.90	85.5	12.047	208-230/460	9
		3600	E143/5T	00156OT3H143T	N1B	34	1.15	1.52	85.5	12.047	575	9
		1800	E143/5T	00158OT3E145T	N1B	43	1.15	2.20	86.5	12.047	208-230/460	9
		1800	E143/5T	00158OT3H145T	N1B	43	1.15	1.76	86.5	12.047	575	9
		1800	E143/5T	00158OT3P145T	N1B	43	1.15	5.06	86.5	12.047	200	9
		1200	182T	00152OT3E182T	N1B	48	1.15	2.31	86.5	13.504	208-230/460	9
2	1.5	3600	E143/5T	00236OT3E145T	N1B	43	1.15	2.50	86.5	12.047	208-230/460	9
		3600	E143/5T	00236OT3H145T	N1B	43	1.15	2.00	86.5	12.047	575	9
		1800	E143/5T	00218OT3E145T	N1B	43	1.15	2.90	86.5	12.047	208-230/460	9
		1800	E143/5T	00218OT3H145T	N1B	43	1.15	2.32	86.5	12.047	575	9
		1800	E143/5T	00218OT3P145T	N1B	43	1.15	6.67	86.5	12.047	200	9
		1200	184T	00212OT3E184T	N1B	63	1.15	3.03	87.5	14.291	208-230/460	9
3	2.2	3600	F143/5T	00336OT3E145T	N1B	49	1.15	3.50	86.5	12.835	208-230/460	9
		3600	F143/5T	00336OT3H145T	N1B	49	1.15	2.80	86.5	12.835	575	9
		1800	182T	00318OT3E182T	N1B	55	1.15	4.06	89.5	13.504	208-230/460	9
		1800	182T	00318OT3H182T	N1B	55	1.15	3.25	89.5	13.504	575	9
		1800	182T	00318OT3P182T	N1B	55	1.15	9.34	89.5	13.504	200	9
		1200	213/5T	00312OT3E213T	N1B	72	1.15	4.27	88.5	17.165	208-230/460	9
5	3.7	3600	182T	00536OT3E182T	N1B	57	1.15	6.17	88.5	13.504	208-230/460	9
		3600	182T	00536OT3H182T	N1B	57	1.15	4.94	88.5	13.504	575	9
		1800	184T	00518OT3E184T	N1B	71	1.15	6.41	89.5	14.291	208-230/460	9
		1800	184T	00518OT3H184T	N1B	71	1.15	5.13	89.5	14.291	575	9

Refer to electrical and mechanical data sections for additional technical information. Please refer to back cover for description of "NOTES"

Manufacturers Distributor, Inc. | www.WegMotorSales.com
(813) 241 - 4900 | sales@WegMotorSales.com

GENERAL PURPOSE MOTORS
THREE PHASE
ODP – FOOT MOUNT - NEMA PREMIUM

HP	kW	RPM	NEMA Frame	Catalog Number	Mult. Symbol	Approx. Shipping Weight (lbs)	Service Factor	FL Amps @ High	FL. Eff (%)	"C" Dimension (in)	Voltage (V)	Notes
5	3.7	1800	184T	00518OT3P184T	N1B	71	1.15	14.7	89.5	14.291	200	9
		1200	213/5T	00512OT3E215T	N1B	175	1.15	6.92	89.5	17.165	208-230/460	9
7.5	5.5	3600	184T	00736OT3E184T	N1B	69	1.15	8.97	88.5	14.291	208-230/460	9
		3600	184T	00736OT3H184T	N1B	69	1.15	7.18	88.5	14.291	575	9
		1800	213/5T	00718OT3E213T	N1B	90	1.15	9.03	91.0	17.165	208-230/460	9
		1800	213/5T	00718OT3H213T	N1B	90	1.15	7.22	91.0	17.165	575	9
		1800	213/5T	00718OT3P213T	N1B	90	1.15	20.8	91.0	17.165	200	9
		1200	254T	00712OT3E254T	N1B	252	1.15	9.69	90.2	20.669	208-230/460	
10	7.5	3600	213/5T	01036OT3E213T	N1B	134	1.15	11.9	90.2	17.165	208-230/460	9
		3600	213/5T	01036OT3H213T	N1B	134	1.15	9.49	90.2	17.165	575	9
		1800	213/5T	01018OT3E215T	N1B	112	1.15	12.2	91.7	17.165	208-230/460	9
		1800	213/5T	01018OT3H215T	N1B	112	1.15	9.76	91.7	17.165	575	9
		1800	213/5T	01018OT3P215T	N1B	112	1.15	28.1	91.7	17.165	200	9
		1200	256T	01012OT3E256T	N1B	272	1.15	13.0	91.7	22.401	208-230/460	
15	11	3600	213/5T	01536OT3E215T	N1B	139	1.15	17.4	91.0	17.165	208-230/460	9
		3600	213/5T	01536OT3H215T	N1B	139	1.15	13.9	91.0	17.165	575	9
		1800	254T	01518OT3E254T	N1B	247	1.15	18.6	93.0	20.669	208-230/460	
		1800	254T	01518OT3H254T	N1B	247	1.15	14.9	93.0	20.669	575	
		1800	254T	01518OT3P254T	N1B	247	1.15	42.8	93.0	20.669	200	
		1200	284T	01512OT3E284T	N1B	360	1.15	17.7	91.7	23.386	208-230/460	
20	15	3600	254T	02036OT3E254T	N1B	205	1.15	24.6	91.0	20.669	208-230/460	
		3600	254T	02036OT3H254T	N1B	205	1.15	19.7	91.0	20.669	575	
		1800	256T	02018OT3E256T	N1B	291	1.15	25.0	93.0	22.401	208-230/460	
		1800	256T	02018OT3H256T	N1B	291	1.15	20.0	93.0	22.401	575	
		1800	256T	02018OT3P256T	N1B	291	1.15	57.5	93.0	22.401	200	
		1200	286T	02012OT3E286T	N1B	424	1.15	24.0	92.4	24.882	208-230/460	
25	18.5	3600	256T	02536OT3E256T	N1B	269	1.15	29.8	91.7	22.401	208-230/460	
		3600	256T	02536OT3H256T	N1B	269	1.15	23.8	91.7	22.401	575	
		1800	284T	02518OT3E284T	N1B	382	1.15	29.9	93.6	23.386	208-230/460	
		1800	284TS	02518OT3E284TS	N1B	382	1.15	29.9	93.6	22.000	208-230/460	
		1800	284T	02518OT3H284T	N1B	382	1.15	23.9	93.6	23.386	575	
		1800	284TS	02518OT3H284TS	N1B	382	1.15	23.9	93.6	22.000	575	
		1800	284T	02518OT3P284T	N1B	382	1.15	68.8	93.6	23.386	200	
		1200	324T	02512OT3E324T	N1B	493	1.15	30.4	93.0	26.181	208-230/460	
30	22	3600	284TS	03036OT3E284TS	N1B	373	1.15	35.2	92.4	22.000	208-230/460	
		3600	284TS	03036OT3H284TS	N1B	373	1.15	28.2	92.4	22.000	575	
		3600	284TS	03036OT3V284TS	N1B	373	1.15	40.5	92.4	22.000	200/400	
		1800	286T	03018OT3E286T	N1B	459	1.15	35.4	94.1	24.882	208-230/460	
		1800	286TS	03018OT3E286TS	N1B	459	1.15	35.4	94.1	23.504	208-230/460	
		1800	286T	03018OT3H286T	N1B	459	1.15	28.3	94.1	24.882	575	
		1800	286TS	03018OT3H286TS	N1B	459	1.15	28.3	94.1	23.504	575	
		1800	286T	03018OT3P286T	N1B	459	1.15	81.4	94.1	24.882	200	
		1800	286TS	03018OT3V286TS	N1B	397	1.15	40.7	94.1	23.504	200/400	
		1200	326T	03012OT3E326T	N1B	605	1.15	36.0	93.6	27.667	208-230/460	
40	30	3600	286TS	04036OT3E286TS	N1B	457	1.15	47.1	93.0	23.504	208-230/460	
		3600	286TS	04036OT3H286TS	N1B	457	1.15	37.7	93.0	23.504	575	
		3600	286TS	04036OT3V286TS	N1B	457	1.15	54.2	93.0	23.504	200/400	
		1800	324T	04018OT3E324T	N1B	574	1.15	48.2	94.1	26.181	208-230/460	
		1800	324TS	04018OT3E324TS	N1B	574	1.15	48.2	94.1	24.685	208-230/460	
		1800	324T	04018OT3H324T	N1B	575	1.15	38.6	94.1	26.181	575	
		1800	324TS	04018OT3H324TS	N1B	575	1.15	38.6	94.1	24.685	575	
		1800	324T	04018OT3P324T	N1B	575	1.15	111	94.1	26.181	200	
		1800	324TS	04018OT3V324TS	N1B	495	1.15	55.4	94.1	24.685	200/400	
		1200	364/5T	04012OT3E364T	N1B	853	1.15	48.2	94.1	29.764	208-230/460	
50	37	3600	324TS	05036OT3E324TS	N1B	541	1.15	59.1	93.6	24.685	208-230/460	

Refer to electrical and mechanical data sections for additional technical information. Please refer to back cover for description of "NOTES"

Manufacturers Distributor, Inc. | www.WegMotorSales.com
(813) 241 - 4900 | sales@WegMotorSales.com

GENERAL PURPOSE MOTORS
THREE PHASE
ODP – FOOT MOUNT - NEMA PREMIUM

HP	kW	RPM	NEMA Frame	Catalog Number	Mult. Symbol	Approx. Shipping Weight (lbs)	Service Factor	FL Amps @ High	FL. Eff (%)	"C" Dimension (in)	Voltage (V)	Notes
50	37	3600	324TS	050360T3H324TS	N1B	541	1.15	47.3	93.6	24.685	575	
		3600	324TS	050360T3V324TS	N1B	523	1.15	68.0	93.6	24.685	200/400	
		1800	326T	050180T3E326T	N1B	595	1.15	61.4	94.5	27.667	208-230/460	
		1800	326TS	050180T3E326TS	N1B	595	1.15	61.4	94.5	26.181	208-230/460	
		1800	326TS	050180T3G326TS	N1B	595	1.15	61.4	94.5	26.181	460	
		1800	326T	050180T3H326T	N1B	595	1.15	49.1	94.5	27.667	575	
		1800	326TS	050180T3H326TS	N1B	595	1.15	49.1	94.5	26.181	575	
		1800	326T	050180T3P326T	N1B	595	1.15	141	94.5	27.667	200	
		1800	326TS	050180T3V326TS	N1B	595	1.15	70.6	94.5	26.181	200/400	
		1200	364/5T	050120T3E365T	N1B	977	1.15	60.2	94.1	29.764	208-230/460	
60	45	3600	326TS	060360T3E326TS	N1B	627	1.15	71.0	93.6	26.181	208-230/460	
		3600	326TS	060360T3G326TS	N1B	627	1.15	71.0	93.6	26.181	460	
		3600	326TS	060360T3H326TS	N1B	627	1.15	56.8	93.6	26.181	575	
		3600	326TS	060360T3V326TS	N1B	609	1.15	81.7	93.6	26.181	200/400	
		1800	364/5T	060180T3E364T	N1B	935	1.15	69.9	95.0	29.764	208-230/460	
		1800	364/5TS	060180T3E364TS	N1B	935	1.15	69.9	95.0	27.638	208-230/460	
		1800	364/5T	060180T3G364T	N1B	935	1.15	69.9	95.0	29.764	460	
		1800	364/5TS	060180T3G364TS	N1B	743	1.15	69.9	95.0	27.638	460	
		1800	364/5T	060180T3H364T	N1B	935	1.15	55.9	95.0	29.764	575	
		1800	364/5TS	060180T3H364TS	N1B	935	1.15	55.9	95.0	27.638	575	
		1800	364/5TS	060180T3V364TS	N1B	743	1.15	80.4	95.0	27.638	200/400	
		1200	404/5T	060120T3E404T	N1B	1,007	1.15	71.2	94.5	34.133	208-230/460	
75	55	3600	364/5TS	075360T3E364TS	N1B	805	1.15	81.5	94.1	27.638	208-230/460	
		3600	364/5TS	075360T3G364TS	N1B	805	1.15	81.5	94.1	27.638	460	
		3600	364/5TS	075360T3H364TS	N1B	805	1.15	65.2	94.1	27.638	575	
		3600	364/5TS	075360T3V364TS	N1B	805	1.15	93.7	94.1	27.638	200/400	
		1800	364/5T	075180T3E365T	N1B	935	1.15	85.5	95.0	29.764	208-230/460	
		1800	364/5TS	075180T3E365TS	N1B	935	1.15	85.5	95.0	27.638	208-230/460	
		1800	364/5T	075180T3G365T	N1B	935	1.15	85.5	95.0	29.764	460	
		1800	364/5TS	075180T3G365TS	N1B	935	1.15	85.5	95.0	27.638	460	
		1800	364/5T	075180T3H365T	N1B	935	1.15	68.4	95.0	29.764	575	
		1800	364/5TS	075180T3H365TS	N1B	935	1.15	68.4	95.0	27.638	575	
		1800	364/5TS	075180T3V365TS	N1B	935	1.15	98.3	95.0	27.638	200/400	
		1200	404/5T	075120T3E405T	N1B	1201	1.15	85.9	94.5	34.133	208-230/460	
100	75	3600	364/5TS	100360T3E365TS	N1B	935	1.15	111	94.5	27.638	208-230/460	
		3600	364/5TS	100360T3G365TS	N1B	935	1.15	111	94.5	27.638	460	
		3600	364/5TS	100360T3H365TS	N1B	935	1.15	88.8	94.5	27.638	575	
		3600	364/5TS	100360T3V365TS	N1B	935	1.15	128	94.5	27.638	200/400	
		1800	404/5T	100180T3E404T	N1B	1,207	1.15	115	95.4	34.133	208-230/460	
		1800	404/5TS	100180T3E404TS	N1B	1,207	1.15	115	95.4	31.141	208-230/460	
		1800	404/5T	100180T3ERB404T	N1B	1,207	1.15	115	95.4	34.133	208-230/460	14
		1800	404/5T	100180T3G404T	N1B	1,207	1.15	115	95.4	34.133	460	
		1800	404/5TS	100180T3G404TS	N1B	1,207	1.15	115	95.4	31.141	460	
		1800	404/5T	100180T3GRB404T	N1B	1,207	1.15	115	95.4	34.133	460	14
		1800	404/5TS	100180T3V404TS	N1B	1,037	1.15	132	95.4	31.141	200/400	
		1200	444/5T	100120T3E444T	N1B	1,662	1.15	125	95.0	39.803	208-230/460	
		1200	444/5T	100120T3G444T	N1B	1,662	1.15	125	95.0	39.803	460	
125	90	3600	404/5TS	125360T3E404TS	N1B	1,401	1.15	136	94.5	31.141	208-230/460	
		3600	404/5TS	125360T3G404TS	N1B	1,401	1.15	136	94.5	31.141	460	
		3600	404/5TS	125360T3H404TS	N1B	1,401	1.15	109	94.5	31.141	575	
		1800	404/5T	125180T3E405T	N1B	1,207	1.15	142	95.4	34.133	208-230/460	
		1800	404/5TS	125180T3E405TS	N1B	1,207	1.15	142	95.4	31.141	208-230/460	
		1800	404/5T	125180T3ERB405T	N1B	1,207	1.15	142	95.4	34.133	208-230/460	14
		1800	404/5T	125180T3G405T	N1B	1,207	1.15	142	95.4	34.133	460	
		1800	404/5TS	125180T3G405TS	N1B	1,207	1.15	142	95.4	31.141	460	

Refer to electrical and mechanical data sections for additional technical information. Please refer to back cover for description of "NOTES"

Manufacturers Distributor, Inc. | www.WegMotorSales.com
(813) 241 - 4900 | sales@WegMotorSales.com

GENERAL PURPOSE MOTORS
THREE PHASE
ODP – FOOT MOUNT - NEMA PREMIUM

HP	kW	RPM	NEMA Frame	Catalog Number	Mult. Symbol	Approx. Shipping Weight (lbs)	Service Factor	FL Amps @ High	FL. Eff (%)	"C" Dimension (in)	Voltage (V)	Notes
125	90	1800	404/5T	125180T3GRB405T	N1B	1,207	1.15	142	95.4	34.133	460	14
		1800	404/5T	125180T3H405T	N1B	1,207	1.15	114	95.4	34.133	575	
		1200	444/5T	125120T3G445T	N1B	1,904	1.15	158	95.0	39.803	460	
150	110	3600	404/5TS	150360T3G405TS	N1B	1,141	1.15	162	94.5	31.141	460	
		3600	404/5TS	150360T3H405TS	N1B	1,141	1.15	130	94.5	31.141	575	
		1800	444/5T	150180T3G444T	N1B	1,609	1.15	166	95.8	39.803	460	
		1800	444/5TS	150180T3G444TS	N1B	1,609	1.15	166	95.8	36.062	460	
		1800	444/5T	150180T3GRB444T	N1B	1,609	1.15	166	95.8	39.803	460	14
		1800	444/5T	150180T3H444T	N1B	1,609	1.15	133	95.8	39.803	575	
		1200	444/5T	150120T3G445T	N1B	2,171	1.15	183	95.4	39.803	460	
200	150	3600	444/5TS	200360T3G444TS	N1B	1,713	1.15	223	95.0	36.062	460	
		3600	444/5TS	200360T3H444TS	N1B	1,713	1.15	178	95.0	36.062	575	
		1800	444/5T	200180T3G445T	N1B	1,916	1.15	223	95.8	39.803	460	
		1800	444/5TS	200180T3G445TS	N1B	1,916	1.15	223	95.8	36.062	460	
		1800	444/5T	200180T3GRB445T	N1B	1,916	1.15	223	95.8	39.803	460	14
		1200	447/9T	200120T3G447/9T	N1B	2,369	1.15	241	95.4	48.317	460	
250	185	3600	444/5TS	250360T3G445TS	N1B	1,982	1.15	272	95.0	36.062	460	
		3600	444/5TS	250360T3H445TS	N1B	1,982	1.15	218	95.0	36.062	575	
		1800	444/5T	250180T3G445T	N1B	2,183	1.15	275	95.8	39.803	460	
		1800	444/5TS	250180T3G445TS	N1B	2,183	1.15	275	95.8	36.062	460	
		1800	444/5T	250180T3GRB445T	N1B	2,183	1.15	275	95.8	39.803	460	14
		1800	444/5T	250180T3H445T	N1B	2,183	1.15	220	95.8	39.803	575	
		1200	447/9T	250120T3G447/9T	N1B	2,589	1.15	300	95.4	48.317	460	
300	220	3600	444/5TS	300360T3G445TS	N1B	2,183	1.15	322	95.4	36.062	460	
		1800	447/9T	300180T3G447/9T	N1B	2,183	1.15	324	95.8	48.317	460	
		1800	447/9TS	300180T3G447/9TS	N1B	2,183	1.15	324	95.8	44.567	460	
		1200	447/9T	300120T3G447/9T	N1B	2,809	1.15	357	95.4	48.317	460	
350	260	3600	447/9TS	350360T3G447/9TS	N1B	1,819	1.15	384	95.4	44.567	460	
		1800	447/9T	350180T3G447/9T	N1B	2,315	1.15	383	95.8	48.317	460	
		1800	447/9TS	350180T3G447/9TS	N1B	2,183	1.15	383	95.8	44.567	460	
400	300	3600	447/9TS	400360T3G447/9TS	N1B	1,896	1.15	442	95.8	44.567	460	
		1800	447/9T	400180T3G447/9T	N1B	2,183	1.15	442	95.8	48.317	460	
		1800	447/9TS	400180T3G447/9TS	N1B	2,183	1.15	442	95.8	44.567	460	
450	330	3600	447/9TS	450360T3G447/9TS	N1B	2,073	1.15	478	96.2	44.567	460	
500	370	3600	447/9TS	500360T3G447/9TS	N1B	2,139	1.15	536	96.2	44.567	460	
550	410	3600	447/9TS	550360T3G447/9TS	N1B	2,271	1.15	580	96.2	44.567	460	
600	450	3600	447/9TS	600360T3G447/9TS	N1B	2,359	1.15	638	96.2	44.567	460	

Refer to electrical and mechanical data sections for additional technical information.
Please refer to back cover for description of "NOTES"

GENERAL PURPOSE MOTORS
THREE PHASE
ODP – C-FACE - FOOT MOUNT - NEMA PREMIUM

HP	kW	RPM	NEMA Frame	Catalog Number	Mult. Symbol	Approx. Shipping Weight (lbs)	Service Factor	FL Amps @ High	FL. Eff (%)	"C" Dimension (in)	Voltage (V)	Notes
1	0.75	1800	E143/5TC	001180T3E143TC	N1B	47	1.15	1.45	85.5	12.047	208-230/460	9
		1800	E143/5TC	001180T3H143TC	N1B	47	1.15	1.16	85.5	12.047	575	9
1.5	1.1	3600	E143/5TC	001560T3E143TC	N1B	42	1.15	1.90	85.5	12.047	208-230/460	9
		3600	E143/5TC	001560T3H143TC	N1B	42	1.15	1.52	85.5	12.047	575	9
		1800	E143/5TC	001580T3E145TC	N1B	48	1.15	2.20	86.5	12.047	208-230/460	9
		1800	E143/5TC	001580T3H145TC	N1B	48	1.15	1.76	86.5	12.047	575	9
2	1.5	3600	E143/5TC	002360T3E145TC	N1B	43	1.15	2.50	86.5	12.047	208-230/460	9

Refer to electrical and mechanical data sections for additional technical information. Please refer to back cover for description of "NOTES"

Manufacturers Distributor, Inc. | www.WegMotorSales.com
(813) 241 - 4900 | sales@WegMotorSales.com

GENERAL PURPOSE MOTORS
THREE PHASE
ODP – C-FACE - FOOT MOUNT - NEMA PREMIUM

HP	kW	RPM	NEMA Frame	Catalog Number	Mult. Symbol	Approx. Shipping Weight (lbs)	Service Factor	FL Amps @ High	FL. Eff (%)	"C" Dimension (in)	Voltage (V)	Notes
		3600	E143/5TC	00236OT3H145TC	N1B	43	1.15	2.00	86.5	12.047	575	9
		1800	E143/5TC	00218OT3E145TC	N1B	50	1.15	2.90	86.5	12.047	208-230/460	9
2	1.5	1800	E143/5TC	00218OT3H145TC	N1B	52	1.15	2.32	86.5	12.047	575	9
		1200	184TC	00212OT3E184TC	N1B	66	1.15	3.03	87.5	14.291	208-230/460	9
		1200	184TC	00212OT3H184TC	N1B	66	1.15	2.42	87.5	14.291	575	9
		3600	F143/5TC	00336OT3E145TC	N1B	59	1.15	3.50	86.5	12.835	208-230/460	9
		3600	F143/5TC	00336OT3H145TC	N1B	59	1.15	2.80	86.5	12.835	575	9
3	2.2	1800	182TC	00318OT3E182TC	N1B	68	1.15	4.06	89.5	13.504	208-230/460	9
		1800	182TC	00318OT3H182TC	N1B	68	1.15	3.25	89.5	13.504	575	9
		1200	213/5TC	00312OT3E213TC	N1B	73	1.15	4.27	88.5	17.165	208-230/460	9
		1200	213/5TC	00312OT3H213TC	N1B	73	1.15	3.42	88.5	17.165	575	9
		3600	182TC	00536OT3E182TC	N1B	57	1.15	6.17	88.5	13.504	208-230/460	9
		3600	182TC	00536OT3H182TC	N1B	57	1.15	4.94	88.5	13.504	575	9
5	3.7	1800	184TC	00518OT3E184TC	N1B	79	1.15	6.41	89.5	14.291	208-230/460	9
		1800	184TC	00518OT3H184TC	N1B	80	1.15	5.13	89.5	14.291	575	9
		1200	213/5TC	00512OT3E215TC	N1B	109	1.15	6.92	89.5	17.165	208-230/460	9
		1200	213/5TC	00512OT3H215TC	N1B	71	1.15	5.54	89.5	17.165	575	9
		3600	184TC	00736OT3E184TC	N1B	69	1.15	8.97	88.5	14.291	208-230/460	9
		3600	184TC	00736OT3H184TC	N1B	69	1.15	7.18	88.5	14.291	575	9
7.5	5.5	1800	213/5TC	00718OT3E213TC	N1B	115	1.15	9.03	91.0	17.165	208-230/460	9
		1800	213/5TC	00718OT3H213TC	N1B	115	1.15	7.22	91.0	17.165	575	9
		1200	254TC	00712OT3E254TC	N1B	255	1.15	9.69	90.2	20.669	208-230/460	
		1200	254TC	00712OT3H254TC	N1B	255	1.15	7.75	90.2	20.669	575	
		3600	213/5TC	01036OT3E213TC	N1B	135	1.15	11.9	90.2	17.165	208-230/460	9
		3600	213/5TC	01036OT3H213TC	N1B	134	1.15	9.49	90.2	17.165	575	9
10	7.5	1800	213/5TC	01018OT3E215TC	N1B	130	1.15	12.2	91.7	17.165	208-230/460	9
		1800	213/5TC	01018OT3H215TC	N1B	127	1.15	9.76	91.7	17.165	575	9
		1200	256TC	01012OT3E256TC	N1B	276	1.15	13.0	91.7	22.401	208-230/460	
		1200	256TC	01012OT3H256TC	N1B	276	1.15	10.4	91.7	22.401	575	
		3600	213/5TC	01536OT3E215TC	N1B	140	1.15	17.4	91.0	17.165	208-230/460	9
		3600	213/5TC	01536OT3H215TC	N1B	139	1.15	13.9	91.0	17.165	575	9
15	11	1800	254TC	01518OT3E254TC	N1B	257	1.15	18.6	93.0	20.669	208-230/460	
		1800	254TC	01518OT3H254TC	N1B	255	1.15	14.9	93.0	20.669	575	
		1200	284TC	01512OT3E284TC	N1B	400	1.15	17.7	91.7	23.386	208-230/460	
		1200	284TC	01512OT3H284TC	N1B	400	1.15	14.2	91.7	23.386	575	
		3600	254TC	02036OT3E254TC	N1B	213	1.15	24.6	91.0	20.669	208-230/460	
		3600	254TC	02036OT3H254TC	N1B	215	1.15	19.7	91.0	20.669	575	
20	15	1800	256TC	02018OT3E256TC	N1B	300	1.15	25.0	93.0	22.401	208-230/460	
		1800	256TC	02018OT3H256TC	N1B	290	1.15	20.0	93.0	22.401	575	
		1200	286TC	02012OT3E286TC	N1B	370	1.15	24.0	92.4	24.882	208-230/460	
		1200	286TC	02012OT3H286TC	N1B	370	1.15	19.2	92.4	24.882	575	
		3600	256TC	02536OT3E256TC	N1B	270	1.15	29.8	91.7	22.401	208-230/460	
		3600	256TC	02536OT3H256TC	N1B	269	1.15	23.8	91.7	22.401	575	
25	18.5	1800	284TC	02518OT3E284TC	N1B	378	1.15	29.9	93.6	23.386	208-230/460	
		1800	284TC	02518OT3H284TC	N1B	378	1.15	23.9	93.6	23.386	575	
		3600	284TSC	03036OT3E284TSC	N1B	373	1.15	35.2	92.4	22.000	208-230/460	
		3600	284TSC	03036OT3H284TSC	N1B	373	1.15	28.2	92.4	22.000	575	
30	22	1800	286TC	03018OT3E286TC	N1B	430	1.15	35.4	94.1	24.882	208-230/460	
		1800	286TC	03018OT3H286TC	N1B	380	1.15	28.3	94.1	24.882	575	
		1200	326TC	03012OT3E326TC	N1B	610	1.15	36.0	93.6	27.667	208-230/460	
		3600	286TSC	04036OT3E286TSC	N1B	377	1.15	47.1	93.0	23.504	208-230/460	
		3600	286TSC	04036OT3H286TSC	N1B	457	1.15	37.7	93.0	23.504	575	
40	30	1800	324TC	04018OT3E324TC	N1B	574	1.15	48.2	94.1	26.181	208-230/460	
		1800	324TSC	04018OT3E324TSC	N1B	574	1.15	48.2	94.1	24.685	208-230/460	
		1800	324TC	04018OT3H324TC	N1B	575	1.15	38.6	94.1	26.181	575	

Refer to electrical and mechanical data sections for additional technical information. Please refer to back cover for description of "NOTES"

Manufacturers Distributor, Inc. | www.WegMotorSales.com
(813) 241 - 4900 | sales@WegMotorSales.com

GENERAL PURPOSE MOTORS
THREE PHASE
ODP – C-FACE - FOOT MOUNT - NEMA PREMIUM

HP	kW	RPM	NEMA Frame	Catalog Number	Mult. Symbol	Approx. Shipping Weight (lbs)	Service Factor	FL Amps @ High	FL. Eff (%)	"C" Dimension (in)	Voltage (V)	Notes
40	30	1200	364/5TC	040120T3E364TC	N1B	853	1.15	48.2	94.1	29.764	208-230/460	
50	37	3600	324TSC	050360T3E324TSC	N1B	541	1.15	59.1	93.6	24.685	208-230/460	
		3600	324TSC	050360T3H324TSC	N1B	560	1.15	47.3	93.6	24.685	575	
		1800	326TC	050180T3E326TC	N1B	595	1.15	61.4	94.5	27.667	208-230/460	
		1800	326TSC	050180T3E326TSC	N1B	595	1.15	61.4	94.5	26.181	208-230/460	
		1800	326TC	050180T3H326TC	N1B	595	1.15	49.1	94.5	27.667	575	
		1200	364/5TC	050120T3E365TC	N1B	1,100	1.15	60.2	94.1	29.764	208-230/460	
60	45	3600	326TSC	060360T3E326TSC	N1B	634	1.15	71.0	93.6	26.181	208-230/460	
		1800	364/5TC	060180T3E364TC	N1B	860	1.15	69.9	95.0	29.764	208-230/460	
		1800	364/5TC	060180T3H364TC	N1B	675	1.15	55.9	95.0	29.764	575	
75	55	3600	364/5TSC	075360T3E364TSC	N1B	805	1.15	81.5	94.1	27.638	208-230/460	
		1800	364/5TC	075180T3E365TC	N1B	670	1.15	85.5	95.0	29.764	208-230/460	
		1800	364/5TC	075180T3H365TC	N1B	670	1.15	68.4	95.0	29.764	575	
100	75	1800	404/5TC	100180T3E404TC	N1B	1,040	1.15	115	95.4	34.133	208-230/460	
		1800	404/5TSC	100180T3E404TSC	N1B	1,037	1.15	115	95.4	31.141	208-230/460	
		1800	404/5TC	100180T3H404TC	N1B	978	1.15	92.0	95.4	34.133	575	
		1800	404/5TSC	100180T3H404TSC	N1B	1,037	1.15	92.0	95.4	31.141	575	
125	90	1800	404/5TC	125180T3E405TC	N1B	1,207	1.15	142	95.4	34.133	208-230/460	
		1800	404/5TSC	125180T3E405TSC	N1B	1,207	1.15	142	95.4	31.141	208-230/460	
		1800	404/5TC	125180T3G405TC	N1B	1,647	1.15	142	95.4	34.133	460	
		1800	404/5TSC	125180T3G405TSC	N1B	1,647	1.15	142	95.4	31.141	460	
150	110	1800	444/5TC	150180T3G444TC	N1B	1,519	1.15	166	95.8	39.803	460	
		1800	444/5TSC	150180T3G445TSC	N1B	1,435	1.15	166	95.8	36.062	460	
200	150	1800	444/5TC	200180T3G445TC	N1B	1,790	1.15	223	95.8	39.803	460	
250	185	1800	444/5TC	250180T3G445TC	N1B	1,790	1.15	275	95.8	39.803	460	

Refer to electrical and mechanical data sections for additional technical information.
Please refer to back cover for description of "NOTES"

Manufacturers Distributor, Inc.
Web: www.WegMotorSales.com
Phone: (813) 241 - 4900
Email: Sales@WegMotorSales.com
Fax: (813) 571 - 0422

GENERAL PURPOSE MOTORS
THREE PHASE
TEFC - High Efficiency

Rolled Steel



W22 Cast Iron

High performance with maximum energy efficiency, this is the goal of the new WEG electric motor. High efficiency and Low cost of Ownership throughout the entire motor lifetime have been the basis for the W22 development. A design created to maximize performance and energy savings.

WEG's W22 cast iron platform has an improved cooling system and solid feet for cooler operation and reduced vibration and noise, extending the life of the motor.

* Rolled Steel Frames are inverter (VFD) rated (2:1 CT and 10:1 VT)
* 50/60 Hz rated (380V on Nameplate - 400/415 Available)
* Class F insulation (Impregnation Resin and magnet Wire are class H)
* F1 Mounted (Cast Iron frames are F2 convertible). Frames 447T and up can easily be F2 converted by simply rotating the terminal box adapter.
* Stainless Steel Nameplate - Laser etched with High contrast background (Cast Iron Frames only)
* Cast Iron Frames: Regreasable ball bearings (Frames 254T and up)
* Rolled Steel Frames: ZZ ball bearings permanently lubricated
* Gasketed conduit box
* Class I, Div. 2, Groups A, B, C & D – T3, Class II, Div 2, Groups F & G – T3C (Cast Iron Frames only)

Features that make a difference (Cast Iron Frames):

* 1.25 service factor up to a 100 HP
* Optimized ventilation system for cooler operation and reduced noise levels.
* Solid base for reduced vibration levels
* Frames 447T and up can easily be F2 converted by simply rotating the terminal box adapter.
* NPT Threaded terminal box

Inverter Rated (Cast Iron):
1000:1 for variable torque
12:1 for constant torque

** Rolled Steel Frames are inverter rated 2:1 CT and 10:1 VT*
** E586/7HP 250HP and up 4:1 CT and 1000:1 VT*

GENERAL PURPOSE MOTORS
THREE PHASE
TEFC – FOOT MOUNT - HIGH EFFICIENCY

Frames 48 & 56 TEFC see Fractional Section page A-91

HP	kW	RPM	NEMA Frame	Catalog Number	Mult. Symbol	Approx. Shipping Weight (lbs)	Service Factor	FL Amps @ High	FL. Eff (%)	"C" Dimension (in)	Voltage (V)	Notes
1.5	1.1	900	184T	00159EP3E184T-W22	W1	75	1.25	2.72	77.0	15.860	230/460	30
2	1.5	900	213T	00209EP3E213T-W22	W1	155	1.25	3.46	82.5	18.021	230/460	30
		900	213T	00209EP3H213T-W22	W1	155	1.25	2.77	82.5	18.021	575	30
3	2.2	900	215T	00309EP3E215T-W22	W1	156	1.25	4.33	84.0	19.517	230/460	30
5	3.7	900	254T	00509EP3E254T-W22	W1	253	1.25	7.76	85.5	23.213	230/460	30
		900	254T	00509EP3H254T-W22	W1	253	1.25	6.21	85.5	23.213	575	30
7.5	5.5	900	256T	00709EP3E256T-W22	W1	304	1.25	11.5	85.5	24.945	230/460	30
10	7.5	900	284T	01009EP3E284T-W22	W1	410	1.25	13.0	88.5	26.433	230/460	30
15	11	900	286T	01509EP3E286T-W22	W1	408	1.25	19.0	88.5	27.929	230/460	30
20	15	900	324T	02009EP3E324T-W22	W1	563	1.25	28.4	89.5	29.620	230/460	30
25	18.5	900	326T	02509EP3E326T-W22	W1	541	1.25	35.5	89.5	31.116	230/460	30
30	22	900	364/5T	03009EP3E364T-W22	K1	970	1.25	37.0	91.0	34.251	230/460	30
40	30	900	364/5T	04009EP3E365T-W22	K1	1,047	1.25	49.9	91.0	39.730	230/460	30
50	37	900	404/5T	05009EP3E404T-W22	K1	1,253	1.25	61.0	91.7	39.730	230/460	30
60	45	900	404/5T	06009EP3E405T-W22	K1	1,438	1.25	74.2	91.7	39.730	230/460	30
75	55	900	444/5T	07509EP3E444T-W22	K1	1,631	1.25	92.8	93.0	44.950	230/460	30
100	75	900	444/5T	10009EP3E445T-W22	K1	1,896	1.25	127	93.0	44.950	230/460	30
		900	444/5T	10009EP3G445T-W22	K1	1,896	1.25	127	93.0	44.950	460	30

Refer to electrical and mechanical data sections for additional technical information. Please refer to back cover for description of "NOTES"

Manufacturers Distributor, Inc. | www.WegMotorSales.com
(813) 241 - 4900 | sales@WegMotorSales.com

GENERAL PURPOSE MOTORS
THREE PHASE
TEFC – FOOT MOUNT - HIGH EFFICIENCY

HP	kW	RPM	NEMA Frame	Catalog Number	Mult. Symbol	Approx. Shipping Weight (lbs)	Service Factor	FL Amps @ High	FL. Eff (%)	"C" Dimension (in)	Voltage (V)	Notes
125	90	900	445/7T	12509EP3E447T-W22	K1	2,248	1.15	151	93.6	48.701	230/460	30
		900	445/7T	12509EP3G447T-W22	K1	2,248	1.15	151	93.6	48.701	460	30
150	110	900	447/9T	15009EP3G449T-W22	K1	2,500	1.15	184	93.6	56.338	460	30
200	150	900	447/9T	20009EP3G449T-W22	K1	3,509	1.15	252	94.5	56.338	460	30
250	185	3600	445/7TS	25036EP3E447TS-W22	W1	2,172	1.15	270	95.4	44.951	230/460	30
		3600	447/9TS	25036EP3E449TS-W22	K1	2,172	1.15	270	95.4	52.588	230/460	30
		3600	445/7TS	25036EP3G447TS-W22	W1	2,266	1.15	270	95.4	44.951	460	30
		3600	447/9TS	25036EP3G449TS-W22	K1	2,266	1.15	270	95.4	52.588	460	30
		3600	445/7TS	25036EP3Q447TS-W22	W1	2,275	1.15	270	95.4	44.951	460	30
		3600	447/9TS	25036EP3Q449TS-W22	K1	2,275	1.15	270	95.4	52.588	460	30
		1800	445/7T	25018EP3G447T-W22	K1	2,513	1.15	283	95.4	48.701	460	30
		1800	447/9T	25018EP3G449T-W22	K1	2,513	1.15	283	95.4	56.338	460	30
		1800	445/7T	25018EP3GRB447T-W22	W1	2,513	1.15	283	95.4	48.701	460	14;30
		1800	447/9T	25018EP3GRB449T-W22	K1	2,513	1.15	283	95.4	56.338	460	14;30
		1200	447/9T	25012EP3G449T-W22	K1	4,002	1.15	291	95.0	56.338	460	30
		1200	447/9T	25012EP3GRB449T-W22	K1	4,002	1.15	291	95.0	56.338	460	14;30
300	220	3600	447/9TS	30036EP3G449TS-W22	K1	3,350	1.15	322	95.4	52.588	460	30
		1800	447/9T	30018EP3G449T-W22	K1	2,816	1.15	337	95.4	56.338	460	30
		1800	447/9T	30018EP3GRB449T-W22	K1	3,837	1.15	337	95.4	56.338	460	14;30
		1800	447/9T	30018EP3H449T-W22	K1	3,837	1.15	270	95.4	56.338	575	30
		1200	447/9T	30012EP3G449T-W22	K1	3,358	1.15	350	95.0	56.338	460	30
		1200	447/9T	30012EP3GRB449T-W22	K1	4,487	1.15	350	95.0	56.338	460	14;30
350	260	3600	447/9TS	35036EP3G449TS-W22	K1	3,333	1.15	378	95.8	52.588	460	30
		1800	447/9T	35018EP3G449T-W22	K1	3,333	1.15	396	95.8	56.338	460	30
		1800	447/9T	35018EP3GRB449T-W22	K1	4,300	1.15	396	95.8	56.338	460	14;30
		1200	586/7	35012EP3G586/7-W22	W1	4,719	1.15	422	95.4	61.902	460	30
		900	586/7	35009EP3G586/7-W22	K1	5,093	1.00	429	95.0	61.902	460	1;30
450	330	1800	586/7	45018EP3G586/7-W22	W1	5,204	1.15	503	95.8	61.902	460	30
		1200	586/7	45012EP3G586/7-W22	K1	5,248	1.00	536	95.4	61.902	460	1;30
		1200	586/7	45012EP3GRB586/7-W22	K1	5,248	1.00	536	95.4	61.902	460	1;14;30
		1200	586/7	45012EP3H586/7-W22	K1	5,248	1.00	429	95.4	61.902	575	1;30

Refer to electrical and mechanical data sections for additional technical information.
Please refer to back cover for description of "NOTES"

GENERAL PURPOSE MOTORS
THREE PHASE
TEFC – C-FLANGE – FOOT MOUNT - HIGH EFFICIENCY

HP	kW	RPM	NEMA Frame	Catalog Number	Mult. Symbol	Approx. Shipping Weight (lbs)	Service Factor	FL Amps @ High	FL. Eff (%)	"C" Dimension (in)	Voltage (V)	Notes
250	185	1800	445/7TC	25018EP3G447TC-W22	W1	2,513	1.15	283	95.4	48.701	460	30
		1800	447/9TC	25018EP3G449TC-W22	K1	2,513	1.15	283	95.4	56.338	460	30
300	220	1800	447/9TC	30018EP3G449TC-W22	K1	3,837	1.15	337	95.4	56.338	460	30
350	260	1800	447/9TC	35018EP3G449TC-W22	K1	4,300	1.15	396	95.8	56.338	460	30

Refer to electrical and mechanical data sections for additional technical information.
Please refer to back cover for description of "NOTES"

Manufacturers Distributor, Inc.
Web: www.WegMotorSales.com
Phone: (813) 241 - 4900
Email: Sales@WegMotorSales.com
Fax: (813) 571 - 0422

GENERAL PURPOSE MOTORS
THREE PHASE
TEFC – C-FLANGE – FOOTLESS - HIGH EFFICIENCY

HP	kW	RPM	NEMA Frame	Catalog Number	Mult. Symbol	Approx. Shipping Weight (lbs)	Service Factor	FL Amps @ High	FL. Eff (%)	"C" Dimension (in)	Voltage (V)	Notes
1	0.75	3600	143TC	00136EP3ER143TC-W22	W1	43	1.25	1.48	75.5	12.346	230/460	15;30
		1800	143TC	00118EP3ER143TC-W22	W1	47	1.25	1.44	82.5	12.346	230/460	15;30
		1800	143/5TC	00118EP3ERSR143TC	RS	39	1.15	1.45	82.5	14.095	230/460	9;15;30
		1200	145TC	00112EP3ER145TC-W22	W1	47	1.25	1.63	80.0	13.346	230/460	15;30
		1200	143/5TC	00112EP3ERSR145TC	RS	45	1.15	1.83	80.0	14.095	230/460	9;15;30
1.5	1.1	3600	143TC	00156EP3ER143TC-W22	W1	45	1.25	1.99	82.5	12.346	230/460	15;30
		3600	143/5TC	00156EP3ERSR143TC	RS	40	1.15	1.95	82.5	14.095	230/460	9;15;30
		1800	145TC	00158EP3ER145TC-W22	W1	54	1.25	2.03	84.0	13.346	230/460	15;30
		1800	143/5TC	00158EP3ERSR145TC	RS	43	1.15	2.20	84.0	14.095	230/460	9;15;30
		1200	182TC	00152EP3ER182TC-W22	W1	80	1.25	2.24	85.5	14.860	230/460	15;30
		1200	182/4TC	00152EP3ERSR182TC	RS	74	1.15	2.37	85.5	16.404	230/460	9;15;30
2	1.5	3600	145TC	00236EP3ER145TC-W22	W1	47	1.25	2.64	84.0	13.346	230/460	15;30
		3600	143/5TC	00236EP3ERSR145TC	RS	44	1.15	2.55	84.0	14.095	230/460	9;15;30
		1800	145TC	00218EP3ER145TC-W22	W1	56	1.25	2.73	84.0	13.346	230/460	15;30
		1800	143/5TC	00218EP3ERSR145TC	RS	50	1.15	2.95	84.0	14.095	230/460	9;15;30
		1200	184TC	00212EP3ER184TC-W22	W1	90	1.25	2.98	86.5	15.860	230/460	15;30
		1200	182/4TC	00212EP3ERSR184TC	RS	91	1.15	3.20	86.5	16.404	230/460	9;15;30
3	2.2	3600	145TC	00336EP3ER145TC-W22	W1	51	1.15	3.76	85.5	13.346	230/460	15;30
		3600	182TC	00336EP3ER182TC-W22	W1	106	1.25	3.67	85.5	14.860	230/460	15;30
		3600	W182/4TC	00336EP3ERSR182TC	RS	61	1.15	3.67	85.5	17.719	230/460	9;15;30
		1800	182TC	00318EP3ER182TC-W22	W1	97	1.25	3.85	87.5	14.860	230/460	15;30
		1800	W182/4TC	00318EP3ERSR182TC	RS	59	1.15	4.15	87.5	17.719	230/460	9;15;30
		1200	213TC	00312EP3ER213TC-W22	W1	125	1.25	4.15	87.5	18.021	230/460	15;30
		1200	213/5TC	00312EP3ERSR213TC	RS	104	1.15	4.26	87.5	20.257	230/460	9;15;30
5	3.7	3600	184TC	00536EP3ER184TC-W22	W1	114	1.25	5.90	87.5	15.860	230/460	15;30
		3600	W182/4TC	00536EP3ERSR184TC	RS	64	1.15	6.10	87.5	17.719	230/460	9;15;30
		1800	184TC	00518EP3ER184TC-W22	W1	102	1.25	6.49	87.5	15.860	230/460	15;30
		1800	W182/4TC	00518EP3ERSR184TC	RS	68	1.15	6.90	87.5	17.719	230/460	9;15;30
		1200	215TC	00512EP3ER215TC-W22	W1	175	1.25	7.08	87.5	19.517	230/460	15;30
		1200	213/5TC	00512EP3ERSR215TC	RS	145	1.15	7.08	87.5	20.257	230/460	9;15;30
7.5	5.5	3600	213TC	00736EP3ER213TC-W22	W1	150	1.25	8.86	88.5	18.021	230/460	15;30
		3600	213/5TC	00736EP3ERSR213TC	RS	112	1.15	9.00	88.5	20.257	230/460	9;15;30
		1800	213TC	00718EP3ER213TC-W22	W1	150	1.25	9.31	89.5	18.021	230/460	15;30
		1800	213/5TC	00718EP3ERSR213TC	RS	120	1.15	9.64	89.5	20.257	230/460	9;15;30
		1200	254/6TC	00712EP3ERSR254TC	RS	190	1.15	9.52	89.5	24.925	230/460	9;15;30
10	7.5	3600	215TC	01036EP3ER215TC-W22	W1	150	1.25	11.8	89.5	19.517	230/460	15;30
		3600	213/5TC	01036EP3ERSR215TC	RS	136	1.15	11.8	89.5	20.257	230/460	9;15;30
		1800	215TC	01018EP3ER215TC-W22	W1	165	1.25	12.5	89.5	19.517	230/460	15;30
		1800	213/5TC	01018EP3ERSR215TC	RS	134	1.15	12.8	89.5	20.257	230/460	9;15;30
		1200	254/6TC	01012EP3ERSR256TC	RS	206	1.15	13.3	89.5	24.925	230/460	9;15;30
15	11	3600	254TC	01536EP3ER254TC-W22	W1	280	1.25	17.4	90.2	23.213	230/460	15;30
		3600	W254/6TC	01536EP3ERSR254TC	RS	162	1.15	17.0	90.2	21.500	230/460	9;15;30
		1800	254TC	01518EP3ER254TC-W22	W1	266	1.25	17.8	91.0	23.213	230/460	15;30
		1800	W254/6TC	01518EP3ERSR254TC	RS	178	1.15	18.5	91.0	21.500	230/460	9;15;30
20	15	3600	256TC	02036EP3ER256TC-W22	W1	313	1.25	23.7	90.2	24.945	230/460	15;30
		3600	254/6TC	02036EP3ERSR256TC	RS	167	1.15	23.7	90.2	24.925	230/460	9;15;30
		1800	256TC	02018EP3ER256TC-W22	W1	313	1.25	24.3	91.0	24.945	230/460	15;30
		1800	254/6TC	02018EP3ERSR256TC	RS	182	1.15	24.9	91.0	24.925	230/460	9;15;30
		1800	256TC	02018EP3HR256TC-W22	Y1	313	1.25	19.4	91.0	24.945	575	15;30
25	18.5	3600	284TSC	02536EP3ER284TSC-W22	W1	344	1.25	29.0	91.0	25.061	230/460	15;30
		1800	284TC	02518EP3ER284TC-W22	W1	437	1.25	29.2	92.4	26.433	230/460	15;30
30	22	3600	286TSC	03036EP3ER286TSC-W22	W1	427	1.25	33.7	91.0	26.557	230/460	15;30
		1800	286TC	03018EP3ER286TC-W22	W1	481	1.25	34.3	92.4	27.929	230/460	15;30
		1200	326TSC	03012EP3ER326TSC-W22	W1	610	1.25	35.8	91.7	29.616	230/460	15;30
40	30	3600	324TSC	04036EP3ER324TSC-W22	W1	570	1.25	46.1	91.7	28.120	230/460	15;30
		1800	324TC	04018EP3ER324TC-W22	W1	587	1.25	47.6	93.0	29.620	230/460	15;30
50	37	1800	326TC	05018EP3ER326TC-W22	W1	640	1.25	58.1	93.0	31.116	230/460	15;30
75	55	1800	364/5TC	07518EP3ER365TC-W22	W1	1,047	1.25	84.3	94.1	34.251	230/460	15;30

Refer to electrical and mechanical data sections for additional technical information.
Please refer to back cover for description of "NOTES"

Manufacturers Distributor, Inc. | www.WegMotorSales.com
(813) 241 - 4900 | sales@WegMotorSales.com

GENERAL PURPOSE MOTORS
THREE PHASE
ODP – High Efficiency

WEG Open Drip Proof motors are designed to meet demanding applications in environments where dirt and humidity are minimal. These motors are specifically designed to provide maximum ventilation and cool operation.

Features that make a difference:

* 50/60 Hz capable. (250 HP will have same HP at 50 Hz with a 1.0 service factor)
* Class F insulation (Impregnation Resin and Magnet wire are class H)
* Class B Rise at 1.15 Service Factor
* F1 Mounted (F2 convertible)
* Stainless Steel Nameplate - Laser etched with High contrast background
* Regreasable ball bearings (Frames 254T and up)
* UL Listed for Fire Pump service

Inverter Rated:
1000:1 for variable torque
4:1 for constant torque
** Frame 404/5T 150HP and up 2:1CT and 1000:1VT*

GENERAL PURPOSE MOTORS
THREE PHASE
ODP – FOOT MOUNT - HIGH EFFICIENCY

Frames 48 & 56 ODP see Fractional Section page A-89

HP	kW	RPM	NEMA Frame	Catalog Number	Mult. Symbol	Approx. Shipping Weight (lbs)	Service Factor	FL Amps @ High	FL. Eff (%)	"C" Dimension (in)	Voltage (V)	Notes
		3600	444/5TS	250360P3G445TS	W1B	1,800	1.15	272	95.0	36.062	460	30
		3600	444/5TS	250360P3Q445TS	W1B	1800	1.15	272	95.0	36.062	460	30
		1800	444/5T	250180P3E445T	W1B	2,302	1.15	273	95.4	39.803	230/460	30
250	185	1800	444/5T	250180P3G445T	W1B	2,183	1.15	273	95.4	39.803	460	30
		1800	444/5TS	250180P3G445TS	W1B	2,183	1.15	273	95.4	36.062	460	30
		1800	444/5T	250180P3Q445T	W1B	2,302	1.15	273	95.4	39.803	460	30
		1200	447/9T	250120P3G447/9T	W1B	2,590	1.15	300	95.4	48.317	460	30
		3600	444/5TS	300360P3G445TS	W1B	1,875	1.15	323	95.0	36.062	460	30
		3600	444/5TS	300360P3Q445TS	W1B	1,875	1.15	323	95.0	36.062	460	30
300	220	1800	447/9T	300180P3G447/9T	W1B	2,259	1.15	325	95.5	48.317	460	30
		1800	447/9TS	300180P3G447/9TS	W1B	2,145	1.15	325	95.5	44.567	460	30
		1200	447/9T	300120P3G447/9T	W1B	2,810	1.15	357	95.4	48.317	460	30
		3600	447/9TS	350360P3G447/9TS	W1B	1,983	1.15	386	95.0	44.567	460	30
350	260	1800	447/9T	350180P3G447/9T	W1B	2,479	1.15	384	95.5	48.317	460	30
		1800	447/9TS	350180P3G447/9TS	W1B	2,479	1.15	384	95.5	44.567	460	30
		3600	447/9TS	400360P3G447/9TS	W1B	2,060	1.15	443	95.4	44.567	460	30
400	300	1800	447/9T	400180P3G447/9T	W1B	2,700	1.15	443	95.5	48.317	460	30
		1800	447/9TS	400180P3G447/9TS	W1B	2,700	1.15	443	95.5	44.567	460	30
450	330	3600	447/9TS	450360P3G447/9TS	W1B	2,237	1.15	480	95.8	44.567	460	30
500	370	3600	447/9TS	500360P3G447/9TS	W1B	2,303	1.15	539	95.8	44.567	460	30
600	450	3600	447/9TS	600360P3G447/9TS	W1B	2,523	1.15	641	95.8	44.567	460	30

Refer to electrical and mechanical data sections for additional technical information.
Please refer to back cover for description of "NOTES"

Manufacturers Distributor, Inc.
Web: www.WegMotorSales.com
Phone: (813) 241 - 4900
Email: Sales@WegMotorSales.com
Fax: (813) 571 - 0422

GENERAL PURPOSE MOTORS
IEEE 841 - THREE PHASE
TEFC - NEMA Premium

WEG's IEEE841 motors are specially suited for Pulp & Paper mills, Steel mills, Petrochemical Plants and diverse demanding applications requiring severe duty long life motors.

WEG's W22 cast iron platform has an improved cooling system and solid feet for cooler operation and reduced vibration and noise extending the life of the motor.

* Class F insulation (Impregnation Resin and magnet wire are class H)
* F1 Mounted (F2 convertible). Frames 447T and up can easily be F2 converted by simply rotating the terminal box Adapter.
* Stainless Steel Nameplate - Laser etched with High contrast background
* All frames with regreasable ball bearings
* Class I, Div. 2, Groups A, B, C & D – T3, Class II, Div 2, Groups F & G – T3C

Features that make a difference:

* 1.25 service factor up to 100 HP
* InproSeal Bearing Isolators both ends
* Bearing protection meets IP56
* Rubber lead separator between terminal box and frame
* Vibration: 0.04 inches per second or less
* Guaranteed foot flatness to within 0.005"
* Bearing life 50,000 hours (L-10)
* Epoxy Paint system exceeds 250hrs Salt Fog test
* Interior surfaces are epoxy coated
* Non-sparking fan
* NPT Threaded terminal box
* Seamless copper lead lugs
* Seamless Stainless Steel grease extension tubes
* Automatic grease relief fiitings
* IEEE 841 Test Report in conduit box

Inverter Rated:
1000:1 for variable torque
20:1 for constant torque
** Frame 586/7 250HP and up 6:1 CT and 1000:1 VT*

GENERAL PURPOSE MOTORS
IEEE 841 - THREE PHASE
TEFC - FOOT MOUNT - NEMA PREMIUM

HP	kW	RPM	NEMA Frame	Catalog Number	Mult. Symbol	Approx. Shipping Weight (lbs)	Service Factor	FL Amps @ High	FL. Eff (%)	"C" Dimension (in)	Voltage (V)	Notes
		1800	143T	00118ST3HIE143T-W22	I1	43	1.25	1.13	85.5	12.346	575	
		1800	143T	00118ST3QIE143T-W22	I1	43	1.25	1.41	85.5	12.346	460	
1	0.75	1200	145T	00112ST3HIE145T-W22	I1	55	1.25	1.38	82.5	13.346	575	
		1200	145T	00112ST3QIE145T-W22	I1	55	1.25	1.73	82.5	13.346	460	
		900	182T	00109ST3QIE182T-W22	I1	98	1.25	2.30	78.5	14.860	460	
		3600	143T	00156ST3HIE143T-W22	I1	43	1.25	1.53	84.0	12.346	575	
		3600	143T	00156ST3QIE143T-W22	I1	43	1.25	1.91	84.0	12.346	460	
		1800	145T	00158ST3HIE145T-W22	I1	51	1.25	1.62	86.5	13.346	575	
1.5	1.1	1800	145T	00158ST3QIE145T-W22	I1	51	1.25	2.02	86.5	13.346	460	
		1200	182T	00152ST3HIE182T-W22	I1	74	1.25	1.91	87.5	14.860	575	
		1200	182T	00152ST3QIE182T-W22	I1	74	1.25	2.39	87.5	14.860	460	
		900	184T	00159ST3QIE184T-W22	I1	114	1.25	2.70	82.5	15.860	460	
		3600	145T	00236ST3HIE145T-W22	I1	54	1.25	2.02	85.5	13.346	575	
2	1.5	3600	145T	00236ST3QIE145T-W22	I1	54	1.25	2.53	85.5	13.346	460	
		1800	145T	00218ST3HIE145T-W22	I1	53	1.25	2.09	86.5	13.346	575	

Refer to electrical and mechanical data sections for additional technical information. Please refer to back cover for description of "NOTES"

Manufacturers Distributor, Inc. | www.WegMotorSales.com
(813) 241 - 4900 | sales@WegMotorSales.com

GENERAL PURPOSE MOTORS
IEEE 841 - THREE PHASE
TEFC - FOOT MOUNT - NEMA PREMIUM

HP	kW	RPM	NEMA Frame	Catalog Number	Mult. Symbol	Approx. Shipping Weight (lbs)	Service Factor	FL Amps @ High	FL. Eff (%)	"C" Dimension (in)	Voltage (V)	Notes
2	1.5	1800	145T	00218ST3QIE145T-W22	I1	53	1.25	2.61	86.5	13.346	460	
		1200	184T	00212ST3HIE184T-W22	I1	91	1.25	2.58	88.5	15.860	575	
		1200	184T	00212ST3QIE184T-W22	I1	91	1.25	3.23	88.5	15.860	460	
		900	213T	00209ST3QIE213T-W22	I1	154	1.25	3.39	85.5	18.021	460	
3	2.2	3600	182T	00336ST3HIE182T-W22	I1	92	1.25	2.90	86.5	14.860	575	
		3600	182T	00336ST3QIE182T-W22	I1	92	1.25	3.63	86.5	14.860	460	
		1800	182T	00318ST3HIE182T-W22	I1	94	1.25	3.10	89.5	14.860	575	
		1800	182T	00318ST3QIE182T-W22	I1	94	1.25	3.88	89.5	14.860	460	
		1200	213T	00312ST3HIE213T-W22	I1	126	1.25	3.53	89.5	18.021	575	
		1200	213T	00312ST3QIE213T-W22	I1	126	1.25	4.41	89.5	18.021	460	
		900	215T	00309ST3QIE215T-W22	I1	181	1.25	4.56	85.5	19.517	460	
5	3.7	3600	184T	00536ST3HIE184T-W22	I1	92	1.25	4.72	88.5	15.860	575	
		3600	184T	00536ST3QIE184T-W22	I1	92	1.25	5.90	88.5	15.860	460	
		1800	184T	00518ST3HIE184T-W22	I1	98	1.25	5.16	89.5	15.860	575	
		1800	184T	00518ST3QIE184T-W22	I1	98	1.25	6.45	89.5	15.860	460	
		1200	215T	00512ST3HIE215T-W22	I1	167	1.25	5.46	89.5	19.517	575	
		1200	215T	00512ST3QIE215T-W22	I1	167	1.25	6.83	89.5	19.517	460	
		900	254T	00509ST3QIE254T-W22	I1	278	1.25	7.58	87.5	23.213	460	
7.5	5.5	3600	213T	00736ST3HIE213T-W22	I1	144	1.25	7.01	89.5	18.021	575	
		3600	213T	00736ST3QIE213T-W22	I1	144	1.25	8.76	89.5	18.021	460	
		1800	213T	00718ST3HIE213T-W22	I1	159	1.25	7.20	91.7	18.021	575	
		1800	213T	00718ST3QIE213T-W22	I1	159	1.25	9.00	91.7	18.021	460	
		1200	254T	00712ST3HIE254T-W22	I1	282	1.25	7.58	91.0	23.213	575	
		1200	254T	00712ST3QIE254T-W22	I1	282	1.25	9.48	91.0	23.213	460	
		900	256T	00709ST3QIE256T-W22	I1	304	1.25	11.1	87.5	24.945	460	
10	7.5	3600	215T	01036ST3HIE215T-W22	I1	168	1.25	9.28	90.2	19.517	575	
		3600	215T	01036ST3QIE215T-W22	I1	168	1.25	11.6	90.2	19.517	460	
		1800	215T	01018ST3HIE215T-W22	I1	177	1.25	9.92	91.7	19.517	575	
		1800	215T	01018ST3QIE215T-W22	I1	177	1.25	12.4	91.7	19.517	460	
		1200	256T	01012ST3HIE256T-W22	I1	309	1.25	10.3	91.0	24.945	575	
		1200	256T	01012ST3QIE256T-W22	I1	309	1.25	12.9	91.0	24.945	460	
		900	284T	01009ST3QIE284T-W22	I1	400	1.25	13.4	90.2	26.433	460	
15	11	3600	254T	01536ST3HIE254T-W22	I1	256	1.25	13.8	91.0	23.213	575	
		3600	254T	01536ST3QIE254T-W22	I1	256	1.25	17.2	91.0	23.213	460	
		1800	254T	01518ST3HIE254T-W22	I1	271	1.25	14.4	92.4	23.213	575	
		1800	254T	01518ST3QIE254T-W22	I1	271	1.25	18.0	92.4	23.213	460	
		1200	284T	01512ST3HIE284T-W22	I1	406	1.25	14.3	91.7	26.433	575	
		1200	284T	01512ST3QIE284T-W22	I1	406	1.25	17.9	91.7	26.433	460	
		900	286T	01509ST3QIE286T-W22	I1	444	1.25	19.4	90.2	27.929	460	
20	15	3600	256T	02036ST3HIE256T-W22	I1	289	1.25	18.6	91.0	24.945	575	
		3600	256T	02036ST3QIE256T-W22	I1	289	1.25	23.2	91.0	24.945	460	
		1800	256T	02018ST3HIE256T-W22	I1	311	1.25	19.3	93.0	24.945	575	
		1800	256T	02018ST3QIE256T-W22	I1	311	1.25	24.1	93.0	24.945	460	
		1200	286T	02012ST3HIE286T-W22	I1	453	1.25	19.4	91.7	27.929	575	
		1200	286T	02012ST3QIE286T-W22	I1	453	1.25	24.2	91.7	27.929	460	
		900	324T	02009ST3QIE324T-W22	I1	482	1.25	28.3	91.0	29.620	460	
25	18.5	3600	284TS	02536ST3HIE284TS-W22	I1	389	1.25	22.8	91.7	25.061	575	
		3600	284TS	02536ST3QIE284TS-W22	I1	389	1.25	28.5	91.7	25.061	460	
		1800	284T	02518ST3HIE284T-W22	I1	415	1.25	23.6	93.6	26.433	575	
		1800	284T	02518ST3QIE284T-W22	I1	415	1.25	29.5	93.6	26.433	460	
		1200	324T	02512ST3HIE324T-W22	I1	590	1.25	24.3	93.0	29.620	575	
		1200	324T	02512ST3QIE324T-W22	I1	590	1.25	30.4	93.0	29.620	460	
		900	326T	02509ST3QIE326T-W22	I1	539	1.25	35.9	91.0	31.116	460	

Refer to electrical and mechanical data sections for additional technical information. Please refer to back cover for description of "NOTES"

Manufacturers Distributor, Inc. | www.WegMotorSales.com
(813) 241 - 4900 | sales@WegMotorSales.com

GENERAL PURPOSE MOTORS
IEEE 841 - THREE PHASE
TEFC - FOOT MOUNT - NEMA PREMIUM

HP	kW	RPM	NEMA Frame	Catalog Number	Mult. Symbol	Approx. Shipping Weight (lbs)	Service Factor	FL Amps @ High	FL. Eff (%)	"C" Dimension (in)	Voltage (V)	Notes
		3600	286TS	03036ST3HIE286TS-W22	I1	419	1.25	27.0	91.7	26.557	575	
		3600	286TS	03036ST3QIE286TS-W22	I1	419	1.25	33.8	91.7	26.557	460	
		1800	286T	03018ST3HIE286T-W22	I1	464	1.25	28.1	93.6	27.929	575	
30	22	1800	286T	03018ST3QIE286T-W22	I1	464	1.25	35.1	93.6	27.929	460	
		1200	326T	03012ST3HIE326T-W22	I1	583	1.25	28.6	93.0	31.116	575	
		1200	326T	03012ST3QIE326T-W22	I1	583	1.25	35.8	93.0	31.116	460	
		900	364/5T	03009ST3QIE364T-W22	I1	917	1.25	37.0	92.4	34.251	460	
		3600	324TS	04036ST3HIE324TS-W22	I1	577	1.25	36.6	92.4	28.120	575	
		3600	324TS	04036ST3QIE324TS-W22	I1	577	1.25	45.8	92.4	28.120	460	
		1800	324T	04018ST3HIE324T-W22	I1	522	1.25	38.6	94.1	29.620	575	
40	30	1800	324T	04018ST3QIE324T-W22	I1	522	1.25	48.2	94.1	29.620	460	
		1200	364/5T	04012ST3HIE364T-W22	I1	947	1.25	37.2	94.1	34.251	575	
		1200	364/5T	04012ST3QIE364T-W22	I1	947	1.25	46.5	94.1	34.251	460	
		900	364/5T	04009ST3QIE365T-W22	I1	989	1.25	50.0	92.4	34.251	460	
		3600	326TS	05036ST3HIE326TS-W22	I1	614	1.25	44.9	93.0	29.616	575	
		3600	326TS	05036ST3QIE326TS-W22	I1	614	1.25	56.1	93.0	29.616	460	
		1800	326T	05018ST3HIE326T-W22	I1	566	1.25	47.4	94.5	31.116	575	
50	37	1800	326T	05018ST3QIE326T-W22	I1	566	1.25	59.2	94.5	31.116	460	
		1200	364/5T	05012ST3HIE365T-W22	I1	983	1.25	45.9	94.1	34.251	575	
		1200	364/5T	05012ST3QIE365T-W22	I1	983	1.25	57.4	94.1	34.251	460	
		900	404/5T	05009ST3QIE404T-W22	I1	1132	1.25	60.0	93.0	39.730	460	
		3600	364/5TS	06036ST3HIE364TS-W22	I1	939	1.25	53.6	93.6	32.276	575	
		3600	364/5TS	06036ST3QIE364TS-W22	I1	939	1.25	67.0	93.6	32.276	460	
		1800	364/5T	06018ST3HIE364T-W22	I1	983	1.25	54.6	95.0	34.251	575	
60	45	1800	364/5T	06018ST3QIE364T-W22	I1	983	1.25	68.3	95.0	34.251	460	
		1200	404/5T	06012ST3HIE404T-W22	I1	1156	1.25	55.6	94.5	39.730	575	
		1200	404/5T	06012ST3QIE404T-W22	I1	1156	1.25	69.5	94.5	39.730	460	
		900	404/5T	06009ST3QIE405T-W22	I1	1231	1.25	73.0	93.0	39.730	460	
		3600	364/5TS	07536ST3HIE365TS-W22	I1	961	1.25	65.5	93.6	32.276	575	
		3600	364/5TS	07536ST3QIE365TS-W22	I1	961	1.25	81.9	93.6	32.276	460	
		1800	364/5T	07518ST3HIE365T-W22	I1	1033	1.25	67.3	95.4	34.251	575	
75	55	1800	364/5T	07518ST3QIE365T-W22	I1	1033	1.25	84.1	95.4	34.251	460	
		1200	404/5T	07512ST3HIE405T-W22	I1	1209	1.25	67.9	94.5	39.730	575	
		1200	404/5T	07512ST3QIE405T-W22	I1	1209	1.25	84.9	94.5	39.730	460	
		1200	404/5T	07512ST3QIERB405T-W2	I1	1209	1.25	84.9	94.5	39.730	460	14
		900	444/5T	07509ST3QIE444T-W22	I1	1608	1.25	93.0	93.6	44.950	460	
		3600	404/5TS	10036ST3HIE405TS-W22	I1	1165	1.25	88.0	94.1	36.732	575	
		3600	404/5TS	10036ST3QIE405TS-W22	I1	1165	1.25	110	94.1	36.732	460	
		1800	404/5T	10018ST3HIE405T-W22	I1	1260	1.25	88.8	95.4	39.730	575	
		1800	404/5T	10018ST3QIE405T-W22	I1	1260	1.25	111	95.4	39.730	460	
		1800	404/5T	10018ST3QIERB405T-W2	I1	1260	1.25	111	95.4	39.730	460	14
100	75	1200	444/5T	10012ST3HIE444T-W22	I1	1741	1.25	96.8	95.0	44.950	575	
		1200	444/5T	10012ST3QIE444T-W22	I1	1741	1.25	121	95.0	44.950	460	
		1200	444/5T	10012ST3QIERB444T-W2	I1	1741	1.25	121	95.0	44.950	460	14
		900	444/5T	10009ST3QIE445T-W22	I1	1763	1.25	127	94.1	44.950	460	
		900	444/5T	10009ST3QIERB445T-W2	I1	1763	1.25	127	94.1	44.950	460	14
		3600	444/5TS	12536ST3HIE444TS-W22	I1	1763	1.15	107	95.0	41.200	575	
		3600	444/5TS	12536ST3QIE444TS-W22	I1	1763	1.15	134	95.0	41.200	460	
		1800	444/5T	12518ST3HIE444T-W22	I1	1754	1.15	111	95.4	44.950	575	
125	90	1800	444/5T	12518ST3QIE444T-W22	I1	1754	1.15	139	95.4	44.950	460	
		1800	444/5T	12518ST3QIERB444T-W2	I1	1754	1.15	139	95.4	44.950	460	14
		1200	444/5T	12512ST3HIE445T-W22	I1	1915	1.15	114	95.0	44.950	575	
		1200	444/5T	12512ST3QIE445T-W22	I1	1915	1.15	143	95.0	44.950	460	

Refer to electrical and mechanical data sections for additional technical information. Please refer to back cover for description of "NOTES"

Manufacturers Distributor, Inc. | www.WegMotorSales.com
(813) 241 - 4900 | sales@WegMotorSales.com

GENERAL PURPOSE MOTORS
IEEE 841 - THREE PHASE
TEFC - FOOT MOUNT - NEMA PREMIUM

HP	kW	RPM	NEMA Frame	Catalog Number	Mult. Symbol	Approx. Shipping Weight (lbs)	Service Factor	FL Amps @ High	FL. Eff (%)	"C" Dimension (in)	Voltage (V)	Notes
125	90	1200	444/5T	12512ST3QIERB445T-W2	I1	1915	1.15	143	95.0	44.950	460	14
		900	445/7T	12509ST3QIE447T-W22	I1	2051	1.15	151	94.5	48.701	460	
		900	445/7T	12509ST3QIERB447T-W2	I1	2051	1.15	151	94.5	48.701	460	14
150	110	3600	444/5TS	15036ST3HIE445TS-W22	I1	1873	1.15	129	95.0	41.200	575	
		3600	444/5TS	15036ST3QIE445TS-W22	I1	1873	1.15	161	95.0	41.200	460	
		1800	444/5T	15018ST3HIE445T-W22	I1	1840	1.15	136	95.8	44.950	575	
		1800	444/5T	15018ST3HIERB445T-W2	I1	1840	1.15	136	95.8	44.950	575	14
		1800	444/5T	15018ST3QIE445T-W22	I1	1840	1.15	170	95.8	44.950	460	
		1800	444/5T	15018ST3QIERB445T-W2	I1	1840	1.15	170	95.8	44.950	460	14
		1200	445/7T	15012ST3HIE447T-W22	I1	2206	1.15	141	95.8	48.701	575	
		1200	445/7T	15012ST3QIE447T-W22	I1	2206	1.15	176	95.8	48.701	460	
		1200	445/7T	15012ST3QIERB447T-W2	I1	2206	1.15	176	95.8	48.701	460	14
		900	445/7T	15009ST3QIE447T-W22	I1	2206	1.15	185	94.5	48.701	460	
		900	445/7T	15009ST3QIERB447T-W2	I1	2206	1.15	185	94.5	48.701	460	14
200	150	3600	445/7TS	20036ST3HIE447TS-W22	I1	2078	1.15	175	95.4	44.951	575	
		3600	445/7TS	20036ST3QIE447TS-W22	I1	2078	1.15	219	95.4	44.951	460	
		1800	445/7T	20018ST3HIE447T-W22	I1	2063	1.15	184	96.2	48.701	575	
		1800	445/7T	20018ST3QIE447T-W22	I1	2063	1.15	230	96.2	48.701	460	
		1800	445/7T	20018ST3QIERB447T-W2	I1	2063	1.15	230	96.2	48.701	460	14
		1200	447/9T	20012ST3HIE449T-W22	I1	2411	1.15	190	95.8	56.338	575	
		1200	447/9T	20012ST3HIERB449T-W2	I1	2411	1.15	190	95.8	56.338	575	14
		1200	447/9T	20012ST3QIE449T-W22	I1	2411	1.15	237	95.8	56.338	460	
		1200	447/9T	20012ST3QIERB449T-W2	I1	2411	1.15	237	95.8	56.338	460	14
		900	L447/9T	20009ST3QIE449T-W22	I1	3732	1.00	242	95.0	57.181	460	1
		900	L447/9T	20009ST3QIERB449T-W2	I1	3732	1.00	242	95.0	57.181	460	1;14
250	185	3600	447/9TS	25036ST3QIE449TS-W22	I1	2323	1.15	266	95.8	52.940	460	
		1800	447/9T	25018ST3QIE449T-W22	I1	2243	1.15	281	96.2	56.338	460	
		1800	447/9T	25018ST3QIERB449T-W2	I1	2243	1.15	281	96.2	56.338	460	14
		1200	447/9T	25012ST3QIE449T-W22	I1	2702	1.15	292	95.8	56.338	460	
		1200	447/9T	25012ST3QIERB449T-W2	I1	2702	1.15	292	95.8	56.338	460	14
300	220	1800	447/9T	30018ST3QIE449T-W22	I1	2545	1.15	330	96.2	56.338	460	
		1800	447/9T	30018ST3QIERB449T-W2	I1	2545	1.15	330	96.2	56.338	460	14
		1200	L447/9T	30012ST3QIE449T-W22	I1	3571	1.15	351	95.8	57.181	460	
		1200	L447/9T	30012ST3QIERB449T-W2	I1	3571	1.15	351	95.8	57.181	460	14
350	260	1800	L447/9T	35018ST3QIE449T-W22	I1	3580	1.15	394	96.2	56.338	460	
		1800	L447/9T	35018ST3QIERB449T-W2	I1	3580	1.15	394	96.2	56.338	460	14
		1200	L447/9T	35012ST3QIE449T-W22	I1	3756	1.00	415	95.8	57.181	460	1
		1200	L447/9T	35012ST3QIERB449T-W2	I1	3756	1.00	415	95.8	57.181	460	1;14
400	300	1800	L447/9T	40018ST3QIE449T-W22	I1	3467	1.15	455	96.2	57.181	460	
		1800	L447/9T	40018ST3QIERB449T-W2	I1	3467	1.15	455	96.2	57.181	460	14
450	330	1800	L447/9T	45018ST3QIE449T-W22	I1	3578	1.15	501	96.2	57.181	460	
		1800	L447/9T	45018ST3QIERB449T-W2	I1	3578	1.15	501	96.2	57.181	460	14

Refer to electrical and mechanical data sections for additional technical information.
Please refer to back cover for description of "NOTES"

Manufacturers Distributor, Inc. | www.WegMotorSales.com
(813) 241 - 4900 | sales@WegMotorSales.com

GENERAL PURPOSE MOTORS
IEEE 841 - THREE PHASE
TEFC - C-FLANGE - FOOT MOUNT - NEMA PREMIUM

HP	Kw	RPM	NEMA Frame	Catalog Number	Mult. Symbol	Approx. Shipping Weight (lbs)	Service Factor	FL Amps @ High	FL. Eff. (%)	"C" Dimension (in)	Voltage (V)	Notes
1	0.75	1800	143TC	00118ST3QIE143TC-W22	I1	43	1.25	1.41	85.5	12.346	460	
		1200	145TC	00112ST3QIE145TC-W22	I1	55	1.25	1.73	82.5	13.346	460	
1.5	1.1	3600	143TC	00156ST3QIE143TC-W22	I1	43	1.25	1.91	84.0	12.346	460	
		1800	145TC	00158ST3QIE145TC-W22	I1	51	1.25	2.02	86.5	13.346	460	
		1200	182TC	00152ST3QIE182TC-W22	I1	74	1.25	2.39	87.5	14.860	460	
		900	184TC	00159ST3QIE184TC-W22	I1	114	1.25	2.70	82.5	15.860	460	
2	1.5	3600	145TC	00236ST3QIE145TC-W22	I1	54	1.25	2.53	85.5	13.346	460	
		1800	145TC	00218ST3QIE145TC-W22	I1	53	1.25	2.61	86.5	13.346	460	
		1200	184TC	00212ST3QIE184TC-W22	I1	91	1.25	3.23	88.5	15.860	460	
		900	213TC	00209ST3QIE213TC-W22	I1	154	1.25	3.39	85.5	18.021	460	
3	2.2	3600	182TC	00336ST3QIE182TC-W22	I1	92	1.25	3.63	86.5	14.860	460	
		1800	182TC	00318ST3QIE182TC-W22	I1	94	1.25	3.88	89.5	14.860	460	
		1200	213TC	00312ST3QIE213TC-W22	I1	126	1.25	4.41	89.5	18.021	460	
		900	215TC	00309ST3QIE215TC-W22	I1	181	1.25	4.56	85.5	19.517	460	
5	3.7	3600	184TC	00536ST3QIE184TC-W22	I1	92	1.25	5.90	88.5	15.860	460	
		1800	184TC	00518ST3QIE184TC-W22	I1	98	1.25	6.45	89.5	15.860	460	
		1200	215TC	00512ST3QIE215TC-W22	I1	167	1.25	6.83	89.5	19.517	460	
		900	254TC	00509ST3QIE254TC-W22	I1	278	1.25	7.58	87.5	23.213	460	
7.5	5.5	3600	213TC	00736ST3QIE213TC-W22	I1	144	1.25	8.76	89.5	18.021	460	
		1800	213TC	00718ST3QIE213TC-W22	I1	159	1.25	9.00	91.7	18.021	460	
		1200	254TC	00712ST3QIE254TC-W22	I1	282	1.25	9.48	91.0	23.213	460	
		900	256TC	00709ST3QIE256TC-W22	I1	304	1.25	11.1	87.5	24.945	460	
10	7.5	3600	215TC	01036ST3QIE215TC-W22	I1	168	1.25	11.6	90.2	19.517	460	
		1800	215TC	01018ST3QIE215TC-W22	I1	177	1.25	12.4	91.7	19.517	460	
		1200	256TC	01012ST3QIE256TC-W22	I1	309	1.25	12.9	91.0	24.945	460	
		900	284TC	01009ST3QIE284TC-W22	I1	400	1.25	13.4	90.2	26.433	460	
15	11	3600	254TC	01536ST3QIE254TC-W22	I1	256	1.25	17.2	91.0	23.213	460	
		1800	254TC	01518ST3QIE254TC-W22	I1	271	1.25	18.0	92.4	23.213	460	
		1200	284TC	01512ST3QIE284TC-W22	I1	406	1.25	17.9	91.7	26.433	460	
		900	286TC	01509ST3QIE286TC-W22	I1	444	1.25	19.4	90.2	27.929	460	
20	15	3600	256TC	02036ST3QIE256TC-W22	I1	289	1.25	23.2	91.0	24.945	460	
		1800	256TC	02018ST3QIE256TC-W22	I1	311	1.25	24.1	93.0	24.945	460	
		1200	286TC	02012ST3QIE286TC-W22	I1	453	1.25	24.2	91.7	27.929	460	
		900	324TC	02009ST3QIE324TC-W22	I1	482	1.25	28.3	91.0	29.620	460	
25	18.5	3600	284TSC	02536ST3QIE284TSC-W2	I1	389	1.25	28.5	91.7	25.061	460	
		1800	284TC	02518ST3QIE284TC-W22	I1	415	1.25	29.5	93.6	26.433	460	
		1200	324TC	02512ST3QIE324TC-W22	I1	590	1.25	30.4	93.0	29.620	460	
		900	326TC	02509ST3QIE326TC-W22	I1	539	1.25	35.9	91.0	31.116	460	
30	22	3600	286TSC	03036ST3QIE286TSC-W2	I1	419	1.25	33.8	91.7	26.557	460	
		1800	286TC	03018ST3QIE286TC-W22	I1	464	1.25	35.1	93.6	27.929	460	
		1200	326TC	03012ST3QIE326TC-W22	I1	583	1.25	35.8	93.0	31.116	460	
		900	364/5TC	03009ST3QIE364TC-W22	I1	917	1.25	37.0	92.4	34.251	460	

Refer to electrical and mechanical data sections for additional technical information. Please refer to back cover for description of "NOTES"

Manufacturers Distributor, Inc. | www.WegMotorSales.com
(813) 241 - 4900 | sales@WegMotorSales.com

GENERAL PURPOSE MOTORS
IEEE 841 - THREE PHASE
TEFC - C-FLANGE - FOOT MOUNT - NEMA PREMIUM

HP	Kw	RPM	NEMA Frame	Catalog Number	Mult. Symbol	Approx. Shipping Weight (lbs)	Service Factor	FL Amps @ High	FL. Eff. (%)	"C" Dimension (in)	Voltage (V)	Notes
40	30	3600	324TSC	04036ST3QIE324TSC-W2	I1	577	1.25	45.8	94.1	28.120	460	
		1800	324TC	04018ST3QIE324TC-W22	I1	522	1.25	48.2	94.1	29.620	460	
		1200	364/5TC	04012ST3QIE364TC-W22	I1	947	1.25	46.5	94.1	34.251	460	
		900	364/5TC	04009ST3QIE365TC-W22	I1	989	1.25	50.0	92.4	34.251	460	
50	37	3600	326TSC	05036ST3QIE326TSC-W2	I1	614	1.25	56.1	93.0	29.616	460	
		1800	326TC	05018ST3QIE326TC-W22	I1	566	1.25	59.2	94.5	31.116	460	
		1200	364/5TC	05012ST3QIE365TC-W22	I1	983	1.25	57.4	94.1	34.251	460	
		900	404/5TC	05009ST3QIE404TC-W22	I1	1132	1.25	60.0	93.0	39.730	460	
60	45	1200	404/5TC	06012ST3QIE404TC-W22	I1	1156	1.25	69.5	94.5	39.730	460	

Refer to electrical and mechanical data sections for additional technical information.
Please refer to back cover for description of "NOTES"

GENERAL PURPOSE MOTORS
IEEE 841 - THREE PHASE
TEFC - FOOTLESS - NEMA PREMIUM

HP	Kw	RPM	NEMA Frame	Catalog Number	Mult. Symbol	Approx. Shipping Weight (lbs)	Service Factor	FL Amps @ High	FL. Eff. (%)	"C" Dimension (in)	Voltage (V)	Notes
1	0.75	1800	143TC	00118ST3QIER143TC-W2	I1	43	1.25	1.41	85.5	12.346	460	15
1.5	1.1	1800	145TC	00158ST3QIER145TC-W2	I1	51	1.25	2.02	86.5	13.346	460	15
2	1.5	1800	145TC	00218ST3QIER145TC-W2	I1	53	1.25	2.61	86.5	13.346	460	15
3	2.2	1800	182TC	00318ST3QIER182TC-W2	I1	94	1.25	3.88	89.5	14.860	460	15
5	3.7	1800	184TC	00518ST3QIER184TC-W2	I1	98	1.25	6.45	89.5	15.860	460	15
7.5	5.5	1800	213TC	00718ST3QIER213TC-W2	I1	159	1.25	9.00	91.7	18.021	460	15
10	7.5	1800	215TC	01018ST3QIER215TC-W2	I1	177	1.25	12.4	91.7	19.517	460	15

Refer to electrical and mechanical data sections for additional technical information.
Please refer to back cover for description of "NOTES"

Manufacturers Distributor, Inc.
Web: www.WegMotorSales.com
Phone: (813) 241 - 4900
Email: Sales@WegMotorSales.com
Fax: (813) 571 - 0422

Motors | Automation | Energy | Transmission & Distribution | Coatings

Wendell W. Levister, Low Voltage Motors Supervisor:

"Our Crusher Duty motors & starters conquer the most demanding applications."



Manufacturers Distributor, Inc.
Web: www.WegMotorSales.com
Phone: (813) 241 - 4900
Email: Sales@WegMotorSales.com
Fax: (813) 571 - 0422

Crusher Duty from WEG means extra-high-torque and inverter-rated motor designs through 500 HP with oversized roller bearings and large-diameter 4140 steel shafts. Plus, WEG's Crusher Duty soft starters through 800 HP include the TPH Series that surpasses the highest starting torque requirements, rated 500% for 60 seconds.

©2008 Crusher Duty® is a trademark of WEG Electric Corp.

GENERAL PURPOSE MOTORS
BRAKE MOTORS – THREE PHASE
TEFC - High Efficiency

WEG brake motors consist of an induction motor coupled to a disc brake. Brake is of sturdy construction with few moving parts which guarantees long durability and minimum maintenance.

* Class F insulation (Impregnation Resin and Magnet wire are class H)
* F1 Mounted
* Stainless Steel Nameplate - Laser etched with high contrast background
* Regreasable ball bearings (Frames 254T and up)

Features that make a difference:

* 1.25 service factor
* NPT Threaded terminal box
* Armature type brake
* Manual Release

Inverter Rated:
1000:1 for variable torque
12:1 for constant torque

GENERAL PURPOSE MOTORS
BRAKE MOTORS – THREE PHASE
TEFC - FOOT MOUNT - HIGH EFFICIENCY

HP	kW	RPM	NEMA Frame	Catalog Number	Mult. Symbol	Approx. Shipping Weight (lbs)	Service Factor	FL Amps @ High	FL. Eff (%)	"C" Dimension (in)	Voltage (V)	Notes
1	0.75	1800	143T	00118EP3EBM143T	B1	52	1.25	1.48	82.5	15.222	230/460	25;30
		1800	143T	00118EP3EBMQ143T	B1	52	1.25	1.48	82.5	15.222	230/460	24;26;30
		1800	143T	00118EP3HBM143T	B1	52	1.25	1.18	82.5	15.222	575	11;25;30
		1200	145T	00112EP3EBM145T	B1	52	1.25	1.70	80.0	16.166	230/460	25;30
		900	182T	00109EP3EBM182T	B1	115	1.25	2.31	74.0	18.246	230/460	25;30
1.5	1.1	3600	143T	00156EP3EBM143T	B1	49	1.25	2.07	82.5	15.222	230/460	25;30
		1800	145T	00158EP3EBM145T	B1	58	1.25	2.05	84.0	16.166	230/460	25;30
		1800	145T	00158EP3EBMQ145T	B1	58	1.25	2.05	84.0	16.166	230/460	24;26;30
		1200	182T	00152EP3EBM182T	B1	88	1.25	2.37	85.5	18.246	230/460	25;30
		900	184T	00159EP3EBM184T	B1	130	1.25	2.72	77.0	19.246	230/460	25;30
2	1.5	3600	145T	00236EP3EBM145T	B1	52	1.25	2.60	84.0	16.166	230/460	25;30
		1800	145T	00218EP3EBM145T	B1	60	1.25	2.77	84.0	16.166	230/460	25;30
		1800	145T	00218EP3EBMQ145T	B1	60	1.25	2.77	84.0	16.166	230/460	24;26;30
		1200	184T	00212EP3EBM184T	B1	99	1.25	3.20	86.5	19.246	230/460	25;30
		900	213T	00209EP3EBM213T	B1	172	1.25	3.46	82.5	22.646	230/460	25;30
3	2.2	3600	182T	00336EP3EBM182T	B1	117	1.25	3.71	85.5	18.246	230/460	25;30
		1800	182T	00318EP3EBM182T	B1	108	1.25	3.90	87.5	18.246	230/460	25;30
		1800	182T	00318EP3EBMQ182T	B1	108	1.25	3.90	87.5	18.246	230/460	24;26;30
		1200	213T	00312EP3EBM213T	B1	141	1.25	4.26	87.5	22.646	230/460	25;30
		900	215T	00309EP3EBM215T	B1	189	1.25	4.33	84.0	24.142	230/460	25;30
5	3.7	3600	184T	00536EP3EBM184T	B1	125	1.25	5.90	87.5	19.246	230/460	25;30
		1800	184T	00518EP3EBM184T	B1	113	1.25	6.47	87.5	19.246	230/460	25;30
		1800	184T	00518EP3EBMQ184T	B1	113	1.25	6.47	87.5	19.246	230/460	24;26;30
		1800	184T	00518EP3HBM184T	B1	113	1.25	5.24	87.5	19.246	575	25;30
		1200	215T	00512EP3EBM215T	B1	193	1.25	6.80	87.5	24.142	230/460	25;30
		900	254T	00509EP3EBM254T	B1	284	1.25	7.99	85.5	28.095	230/460	25;30

Refer to electrical and mechanical data sections for additional technical information. Please refer to back cover for description of "NOTES"

Manufacturers Distributor, Inc. | www.WegMotorSales.com
(813) 241 - 4900 | sales@WegMotorSales.com

GENERAL PURPOSE MOTORS
BRAKE MOTORS – THREE PHASE
TEFC - FOOT MOUNT - HIGH EFFICIENCY

HP	kW	RPM	NEMA Frame	Catalog Number	Mult. Symbol	Approx. Shipping Weight (lbs)	Service Factor	FL Amps @ High	FL. Eff (%)	"C" Dimension (in)	Voltage (V)	Notes
7.5	5.5	3600	213T	00736EP3EBM213T	B1	167	1.25	8.67	88.5	22.646	230/460	25;30
		1800	213T	00718EP3EBM213T	B1	167	1.25	9.52	89.5	22.646	230/460	25;30
		1200	254T	00712EP3EBM254T	B1	288	1.25	9.52	89.5	28.095	230/460	25;30
		900	256T	00709EP3EBM256T	B1	328	1.25	11.2	86.5	29.827	230/460	25;30
10	7.5	3600	215T	01036EP3EBM215T	B1	167	1.25	11.7	89.5	24.142	230/460	25;30
		1800	215T	01018EP3EBM215T	B1	183	1.25	12.7	89.5	24.142	230/460	25;30
		1800	215T	01018EP3HBM215T	B1	167	1.25	10.2	89.5	24.142	575	25;30
		1200	256T	01012EP3EBM256T	B1	331	1.25	13.3	89.5	29.827	230/460	25;30
15	11	3600	254T	01536EP3EBM254T	B1	306	1.25	17.0	90.2	28.095	230/460	25;30
		1800	254T	01518EP3EBM254T	B1	293	1.25	17.8	91.0	28.095	230/460	25;30
		1800	254T	01518EP3EBMQ254T	B1	293	1.25	17.8	91.0	28.095	230/460	24;26;30
20	15	3600	256T	02036EP3EBM256T	B1	339	1.25	23.3	90.2	29.827	230/460	25;30
		1800	256T	02018EP3EBM256T	B1	339	1.25	24.3	91.0	29.827	230/460	25;30
25	18.5	1800	284T	02518EP3EBM284T	B1	391	1.25	29.6	92.4	32.648	230/460	25;30
30	22	1800	286T	03018EP3EBM286T	B1	437	1.25	34.3	92.4	34.144	230/460	25;30

Refer to electrical and mechanical data sections for additional technical information.
Please refer to back cover for description of "NOTES"

GENERAL PURPOSE MOTORS
BRAKE MOTORS – THREE PHASE
TEFC - C-FACE - FOOT MOUNT - HIGH EFFICIENCY

HP	kW	RPM	NEMA Frame	Catalog Number	Mult. Symbol	Approx. Shipping Weight (lbs)	Service Factor	FL Amps @ High	FL. Eff (%)	"C" Dimension (in)	Voltage (V)	Notes
1	0.75	1800	143TC	00118EP3EBMQ143TC	B1	52	1.25	1.48	82.5	15.222	230/460	24;26;30
1.5	1.1	1800	145TC	00158EP3EBMQ145TC	B1	58	1.25	2.05	84.0	16.166	230/460	24;26;30
2	1.5	1800	145TC	00218EP3EBMQ145TC	B1	60	1.25	2.77	84.0	16.166	230/460	24;26;30
3	2.2	1800	182TC	00318EP3EBMQ182TC	B1	108	1.25	3.90	87.5	18.246	230/460	24;26;30
5	3.7	1800	184TC	00518EP3EBMQ184TC	B1	113	1.25	6.47	87.5	19.246	230/460	24;26;30

Refer to electrical and mechanical data sections for additional technical information.
Please refer to back cover for description of "NOTES"

Manufacturers Distributor, Inc.
Web: www.WegMotorSales.com
Phone: (813) 241 - 4900
Email: Sales@WegMotorSales.com
Fax: (813) 571 - 0422

GENERAL PURPOSE MOTORS
VECTOR DUTY – THREE PHASE
TENV - Foot Mount - Double C-Face



Designed specifically for inverter operation for applications requiring 1000:1 constant torque turndown ratio.

* Class F insulation (Impregnation Resin and Magnet wire are class H)
* NEMA design B.
* F1 Mounted (F2 convertible).
* Stainless Steel Nameplate - Laser etched with High contrast background
* Gasketed conduit box
* Class I, Div. 2, Groups A, B, C & D – T3, Class II, Div 2, Groups F & G – T3C

Inverter Rated:
1000 : 1 for constant torque

Features that make a difference:

* Constant torque operation from 0 to base speed (1000:1) on PWM Vector Drive
* Constant Horsepower operation up to 150% base speed
* Ready for encoder mount
* With thermostats (1 per phase)
* Special nameplate data for easy drive set-up
* Ready for C-face brake, limited to 10 lb-ft braking torque

VECTOR DUTY MOTORS
TENV - Three Phase - Foot Mount - Double C-Face

HP	kW	RPM	NEMA Frame	Catalog Number	Mult. Symbol	Approx. Shipping Weight (lbs)	Service Factor	FL Amps	FL. Eff (%)	"C" Dimension (in)	Voltage (V)	Notes
1	0.75	1800	143TC	00118NT3FVD143TC-W22	D1	51	1.00	1.37	85.5	13.693	230/460	17
1.5	1.1	1800	145TC	00158NT3FVD145TC-W22	D1	57	1.00	1.98	86.5	14.678	230/460	17
2	1.5	1800	145TC	00218NT3FVD145TC-W22	D1	62	1.00	2.58	86.5	14.678	230/460	17
3	2.2	1800	182TC	00318NT3FVD182TC-W22	D1	100	1.00	3.91	89.5	15.569	230/460	17
5	3.7	1800	184TC	00518NT3FVD184TC-W22	D1	102	1.00	6.98	89.5	16.569	230/460	17
7.5	5.5	1800	213TC	00718NT3FVD213TC-W22	D1	173	1.00	9.08	91.7	18.541	230/460	17
10	7.5	1800	215TC	01018NT3FVD215TC-W22	D1	180	1.00	12.3	91.7	20.041	230/460	17
15	11	1800	254TC	01518NT3FVD254TC-W22	D1	316	1.00	19.3	92.4	23.837	230/460	17
20	15	1800	256TC	02018NT3FVD256TC-W22	D1	360	1.00	26.0	93.0	25.569	230/460	17

Refer to electrical and mechanical data sections for additional technical information.
Please refer to back cover for description of "NOTES"

Manufacturers Distributor, Inc.
Web: www.WegMotorSales.com
Phone: (813) 241 - 4900
Email: Sales@WegMotorSales.com
Fax: (813) 571 - 0422

GENERAL PURPOSE MOTORS
IEC TRU-METRIC™ - THREE PHASE
TEFC

This line is designed and built according to European IEC34 and IEC79 standards.

Aluminum

W22 Cast Iron

* 60 Hz (1.15 service factor) and 50 Hz (1.0 service factor)
* Class F insulation (Impregnation Resin and Magnet wire are class H)
* F2 mounted as standard (F1 convertible)
* Stainless Steel Nameplate - Laser etched with High contrast background
* Regreasable ball bearings (Frames 160 and up)
* Gasketed conduit box
* Class I, Div. 2, Groups A, B, C & D – T3, Class II, Div 2, Groups F & G – T3C (Cast Iron Frames only)
* Suitable for WYE/Delta Start (W and Y voltage code motors)

Features that make a difference:

* 1.25 service factor for 60 Hz operation (IE3)
* 1.15 service factor for 60 Hz operation (IE2)
* Optimized ventilation system for cooler operation and reduced noise levels.
* Solid base for reduced vibration levels (Cast Iron Frames)
* Frames 225 and up can easily be F1 (B3L) converted by simply rotating the terminal box adapter or F3 by removing it.
* Aluminum frames have removable feet for easy F1, F2 and F3 (B3L, B3R, B3T) conversion
* Terminal blocks

Inverter Rated (IE3):
1000:1 for variable torque
12:1 for constant torque
** IE2 is 10:1 VT and 4:1 CT*

GENERAL PURPOSE MOTORS
IEC TRU-METRIC™ - THREE PHASE
TEFC - FOOT MOUNT - IE3

HP	kW	RPM	NEMA Frame	Catalog Number	Mult. Symbol	Approx. Shipping Weight (lbs)	Service Factor	FL Amps @ High	FL. Eff (%)	"C" Dimension (in)	Voltage (V)	Notes
1	0.75	1200/1000	90S/L	.7512ET3WAL90S	T1	51	1.25	1.68	82.5	12.953	460//220-240/380-415	2;7
		3600/3000	80	00136ET3WAL80	T1	40	1.25	2.03	84.0	10.866	460//220-240/380-415	2;7
1.5	1.1	1800/1500	90S/L	00118ET3WAL90S	T1	40	1.25	2.05	86.5	12.953	460//220-240/380-415	2;7
		1200/1000	100L	00112ET3WAL100L	T1	67	1.25	2.31	85.5	14.803	460//220-240/380-415	2;7
		3600/3000	90S/L	00156ET3WAL90S	T1	36	1.25	2.69	85.5	12.953	460//220-240/380-415	2;7
2	1.5	1800/1500	90S/L	00158ET3WAL90L	T1	45	1.25	2.79	86.5	12.953	460//220-240/380-415	2;7
		1200/1000	100L	00152ET3WAL100L	T1	75	1.25	3.15	86.5	14.803	460//220-240/380-415	2;7
		3600/3000	90S/L	00236ET3WAL90L	T1	46	1.25	3.85	86.5	12.953	460//220-240/380-415	2;7
3	2.2	1800/1500	100L	00218ET3WAL100L	T1	64	1.25	4.05	87.5	14.803	460//220-240/380-415	2;7
		1200/1000	132S	00212ET3YAL132S	T1	131	1.25	4.41	89.5	19.291	460//380-415/660-690	2;7
		3600/3000	100L	00336ET3WAL100L	T1	65	1.25	5.01	88.5	14.803	460//220-240/380-415	2;7
4	3	1800/1500	100L	00318ET3WAL100L	T1	87	1.25	5.39	88.5	14.803	460//220-240/380-415	2;7
		1200/1000	132M	00312ET3YAL132M	T1	137	1.25	6.01	89.5	19.291	460//380-415/660-690	2;7
		3600/3000	112M	00436ET3YAL112M	T1	84	1.25	6.67	88.5	15.472	460//380-415/660-690	2;7
5.5	4	1800/1500	112M	00418ET3YAL112M	T1	88	1.25	7.10	89.5	15.472	460//380-415/660-690	2;7
		1200/1000	132M	00412ET3YAL132M	T1	133	1.25	7.90	89.5	19.291	460//380-415/660-690	2;7
		3600/3000	132S	00536ET3YAL132S	T1	135	1.25	8.97	89.5	19.291	460//380-415/660-690	2;7
7.5	5.5	1800/1500	132S	00518ET3YAL132S	T1	144	1.25	9.07	91.7	19.291	460//380-415/660-690	2;7
		1200/1000	160M	00512ET3Y160M-W22	T1	276	1.25	9.48	91.0	23.543	460//380-415/660-690	7
10	7.5	3600/3000	132S	00736ET3YAL132S	T1	144	1.25	12.3	90.2	19.291	460//380-415/660-690	2;7
		1800/1500	132M	00718ET3YAL132M	T1	159	1.25	12.2	91.7	19.291	460//380-415/660-690	2;7

Refer to electrical and mechanical data sections for additional technical information. Please refer to back cover for description of "NOTES"

Manufacturers Distributor, Inc. | www.WegMotorSales.com
(813) 241 - 4900 | sales@WegMotorSales.com

GENERAL PURPOSE MOTORS
IEC TRU-METRIC™ - THREE PHASE
TEFC - FOOT MOUNT - IE3

HP	kW	RPM	NEMA Frame	Catalog Number	Mult. Symbol	Approx. Shipping Weight (lbs)	Service Factor	FL Amps @ High	FL. Eff (%)	"C" Dimension (in)	Voltage (V)	Notes
10	7.5	1200/1000	160M	00712ET3Y160M-W22	T1	291	1.25	13.1	91.0	23.543	460//380-415/660-690	7
15	11	3600/3000	160M	01136ET3Y160M-W22	T1	276	1.25	17.9	91.7	23.543	460//380-415/660-690	7
		1800/1500	160M	01118ET3Y160M-W22	T1	293	1.25	18.2	92.4	23.543	460//380-415/660-690	7
		1200/1000	160L	01112ET3Y160L-W22	T1	337	1.25	18.8	91.7	25.276	460//380-415/660-690	7
20	15	3600/3000	160M	01536ET3Y160M-W22	T1	284	1.25	24.4	91.7	23.543	460//380-415/660-690	7
		1800/1500	160L	01518ET3Y160L-W22	T1	342	1.25	25.0	93.0	25.276	460//380-415/660-690	7
		1200/1000	180L	01512ET3Y180L-W22	T1	456	1.25	24.7	91.7	27.638	460//380-415/660-690	7
25	18.5	3600/3000	160L	01836ET3Y160L-W22	T1	322	1.25	29.9	92.4	25.276	460//380-415/660-690	7
		1800/1500	180M	01818ET3Y180M-W22	T1	427	1.25	30.6	93.6	26.142	460//380-415/660-690	7
		1200/1000	200L	01812ET3Y200L-W22	T1	525	1.25	30.8	93.0	30.197	460//380-415/660-690	7
30	22	3600/3000	180M	02236ET3Y180M-W22	T1	418	1.25	34.7	92.4	26.142	460//380-415/660-690	7
		1800/1500	180L	02218ET3Y180L-W22	T1	467	1.25	36	93.6	27.638	460//380-415/660-690	7
		1200/1000	200L	02212ET3Y200L-W22	T1	562	1.25	37.1	93.0	30.197	460//380-415/660-690	7
40	30	3600/3000	200L	03036ET3Y200L-W22	T1	571	1.25	47.1	93.0	30.197	460//380-415/660-690	7
		1800/1500	200L	03018ET3Y200L-W22	T1	569	1.25	49.4	94.1	30.197	460//380-415/660-690	7
		1200/1000	225S/M	03012ET3Y225S/M-W22	T1	990	1.25	47.6	94.1	34.882	460//380-415/660-690	7
50	37	3600/3000	200L	03736ET3Y200L-W22	T1	617	1.25	57.7	93.6	30.197	460//380-415/660-690	7
		1800/1500	225S/M	03718ET3Y225S/M-W22	T1	970	1.25	58.5	94.5	34.882	460//380-415/660-690	7
		1200/1000	250S/M	03712ET3Y250S/M-W22	T1	1,188	1.25	58.8	94.1	37.992	460//380-415/660-690	7
60	45	3600/3000	225S/M	04536ET3Y225S/M-W22	T1	1,023	1.25	66.7	94.1	33.701	460//380-415/660-690	7
		1800/1500	225S/M	04518ET3Y225S/M-W22	T1	1,032	1.25	69.9	95.0	34.882	460//380-415/660-690	7
		1200/1000	280S/M	04512ET3Y280S/M-W22	T1	1,653	1.25	74.7	94.5	42.165	460//380-415/660-690	7
75	55	3600/3000	250S/M	05536ET3Y250S/M-W22	T1	1,185	1.25	80.3	94.5	37.992	460//380-415/660-690	7
		1800/1500	250S/M	05518ET3Y250S/M-W22	T1	1,234	1.25	85.1	95.4	37.992	460//380-415/660-690	7
		1200/1000	280S/M	05512ET3Y280S/M-W22	T1	1,752	1.25	90.2	94.5	42.165	460//380-415/660-690	7
100	75	3600/3000	280S/M	07536ET3Y280S/M-W22	T1	1,761	1.25	111	94.5	42.165	460//380-415/660-690	7
		1800/1500	280S/M	07518ET3Y280S/M-W22	T1	1,765	1.25	116	95.4	42.165	460//380-415/660-690	7
		1200/1000	315S/M	07512ET3Y315S/M-W22	T1	2,316	1.25	122	95.0	50.157	460//380-415/660-690	7
125	90	3600/3000	280S/M	09036ET3Y280S/M-W22	T1	1,838	1.25	132	95.0	42.165	460//380-415/660-690	7
		1800/1500	280S/M	09018ET3Y280S/M-W22	T1	1,871	1.25	139	95.4	42.165	460//380-415/660-690	7
		1200/1000	315S/M	09012ET3Y315S/M-W22	T1	2,506	1.25	146	95.4	50.157	460//380-415/660-690	7
150	110	3600/3000	315S/M	11036ET3Y315S/M-W22	T1	2,316	1.25	163	95.0	48.976	460//380-415/660-690	7
		1800/1500	280S/M	11018ET3Y280S/M-W22	T1	2,107	1.25	170	95.8	42.165	460//380-415/660-690	7
		1200/1000	315S/M	11012ET3Y315S/M-W22	T1	2,634	1.25	178	95.8	50.157	460//380-415/660-690	7
175	132	3600/3000	315S/M	13236ET3Y315S/M-W22	T1	2,506	1.25	193	95.4	48.976	460//380-415/660-690	7
		1800/1500	315S/M	13218ET3Y315S/M-W22	T1	2,609	1.25	203	96.2	50.157	460//380-415/660-690	7
		1200/1000	315S/M	13212ET3Y315S/M-W22	T1	2,819	1.25	214	95.8	50.157	460//380-415/660-690	7
200	150	3600/3000	315S/M	15036ET3Y315S/M-W22	T1	2,596	1.25	219	95.4	48.976	460//380-415/660-690	7
		1800/1500	315S/M	15018ET3Y315S/M-W22	T1	2,673	1.25	228	96.2	50.157	460//380-415/660-690	7
		1200/1000	315L	15012ET3Y315L-W22	T1	3,315	1.25	240	95.8	54.449	460//380-415/660-690	7

Refer to electrical and mechanical data sections for additional technical information.
Please refer to back cover for description of "NOTES"

GENERAL PURPOSE MOTORS
IEC TRU-METRIC™ - THREE PHASE
TEFC - FOOT MOUNT - IE2

HP	kW	RPM	NEMA Frame	Catalog Number	Mult. Symbol	Approx. Shipping Weight (lbs)	Service Factor	FL Amps @ High	FL. Eff (%)	"C" Dimension (in)	Voltage (V)	Notes
0.25	0.18	3600/3000	63	.1836EP3EAL63	T1	13	1.15	0.48	68.0	8.504	230/460//380	2;7
		1800/1500	63	.1818EP3EAL63	T1	15	1.15	0.51	69.0	8.504	230/460//380	2;7
		1200/1000	71	.1812EP3EAL71	T1	20	1.15	0.77	61.0	9.764	230/460//380	2;7
		900/750	80	.1809EP3WAL80	T1	28	1.15	0.69	57.5	10.866	460//220-240/380-415	2;7;11
		900/750	80	.1809EP3EAL80	T1	27	1.15	0.80	50.5	10.866	230/460//380	2;7
0.33	0.25	3600/3000	63	.2536EP3EAL63	T1	14	1.15	0.62	70.0	8.504	230/460//380	2;7
		1800/1500	71	.2518EP3EAL71	T1	21	1.15	0.68	73.0	9.764	230/460//380	2;7
		1200/1000	71	.2512EP3EAL71	T1	22	1.15	1.00	64.0	9.764	230/460//380	2;7

Refer to electrical and mechanical data sections for additional technical information. Please refer to back cover for description of "NOTES"

Manufacturers Distributor, Inc. | www.WegMotorSales.com
(813) 241 - 4900 | sales@WegMotorSales.com

GENERAL PURPOSE MOTORS
IEC TRU-METRIC™ - THREE PHASE
TEFC - FOOT MOUNT - IE2

HP	kW	RPM	NEMA Frame	Catalog Number	Mult. Symbol	Approx. Shipping Weight (lbs)	Service Factor	FL Amps @ High	FL. Eff (%)	"C" Dimension (in)	Voltage (V)	Notes
0.33	0.25	900/750	80	.2509EP3WAL80	T1	32	1.15	0.91	59.5	10.866	460//220-240/380-415	2;7;11
		900/750	80	.2509EP3EAL80	T1	30	1.15	0.87	57.5	10.866	230/460//380	2;7
0.5	0.37	3600/3000	71	.3736EP3EAL71	T1	18	1.15	0.83	73.0	9.764	230/460//380	2;7
		1800/1500	71	.3718EP3EAL71	T1	21	1.15	1.06	73.0	9.764	230/460//380	2;7
		1200/1000	80	.3712EP3EAL80	T1	27	1.15	1.07	64.0	10.866	230/460//380	2;7
		900/750	90S/L	.3709EP3WAL90S/L	T1	42	1.15	1.26	66.0	12.953	460//220-240/380-415	2;7;11
		900/750	90S	.3709EP3EAL90S	T1	35	1.15	1.35	61.5	12.953	230/460//380	2;7
0.75	0.55	3600/3000	71	.5536EP3EAL71	T1	20	1.15	1.14	76.0	9.764	230/460//380	2;7
		1800/1500	80	.5518EP3EAL80	T1	28	1.15	1.25	77.0	10.866	230/460//380	2;7
		1200/1000	80	.5512EP3EAL80	T1	31	1.15	1.63	66.0	10.866	230/460//380	2;7
		900/750	90S/L	.5509EP3WAL90S/L	T1	58	1.15	1.66	68.0	12.953	460//220-240/380-415	2;7;11
		900/750	90L	.5509EP3EAL90L	T1	44	1.15	2.12	62.5	12.953	230/460//380	2;7
1	0.75	3600/3000	80	.7536EP3WAL80	T1	27	1.15	1.42	79.0	10.866	460//220-240/380-415	2;7
		3600/3000	80	.7536EP3EAL80	T1	27	1.15	1.42	79.0	10.866	230/460//380	2;7
		1800/1500	80	.7518EP3WAL80	T1	37	1.15	1.41	82.5	10.866	460//220-240/380-415	2;7
		1800/1500	80	.7518EP3EAL80	T1	37	1.15	1.41	82.5	10.866	230/460//380	2;7
		900/750	100L	.7509EP3WAL100L	T1	58	1.15	2.15	75.5	14.803	460//220-240/380-415	2;7;11
		900/750	100L	.7509EP3EAL100L	T1	57	1.15	2.31	74.0	14.803	230/460//380	2;7
1.5	1.1	3600/3000	80	00136EP3WAL80	T1	32	1.15	2.07	82.5	10.866	460//220-240/380-415	2;7
		900/750	100L	00109EP3WAL100L	T1	66	1.15	3.09	77.0	14.803	460//220-240/380-415	2;7;11
2	1.5	900/750	112M	00159EP3YAL112M	T1	89	1.15	4.08	82.5	15.472	460//380-415/660-690	2;7;11
3	2.2	900/750	132S	00209EP3YAL132S	T1	127	1.15	4.70	84.0	19.291	460//380-415/660-690	2;7;11
4	3	900/750	132M	00309EP3YAL132M	T1	151	1.15	6.31	84.0	19.291	460//380-415/660-690	2;7;11
5.5	4	900/750	160M	00409EP3Y160M-W22	T1	256	1.15	8.29	86.5	23.543	460//380-415/660-690	7;11
7.5	5.5	900/750	160M	00509EP3Y160M-W22	T1	285	1.15	12.5	84.9	23.543	460//380-415/660-690	7;11
10	7.5	900/750	160L	00709EP3Y160L-W22	T1	326	1.15	15.0	88.5	25.276	460//380-415/660-690	7;11
15	11	900/750	180L	01109EP3Y180L-W22	T1	413	1.15	18.8	89.5	27.638	460//380-415/660-690	7;11
20	15	900/750	200L	01509EP3Y200L-W22	T1	528	1.15	28.0	91.0	30.197	460//380-415/660-690	7;11
25	18.5	900/750	225S/M	01809EP3Y225S/M-W22	T1	861	1.15	31.0	92.4	34.882	460//380-415/660-690	7;11
30	22	900/750	225S/M	02209EP3Y225S/M-W22	T1	903	1.15	36.9	92.4	34.882	460//380-415/660-690	7;11
40	30	900/750	250S/M	03009EP3Y250S/M-W22	T1	1,075	1.15	49.1	92.4	37.992	460//380-415/660-690	7;11
50	37	900/750	280S/M	03709EP3Y280S/M-W22	T1	1,518	1.15	62.8	93.6	42.165	460//380-415/660-690	7;11
60	45	900/750	280S/M	04509EP3Y280S/M-W22	T1	1,619	1.15	77.0	94.1	42.165	460//380-415/660-690	7;11
75	55	900/750	315S/M	05509EP3Y315S/M-W22	T1	2,030	1.15	91.7	94.1	50.157	460//380-415/660-690	7;11
100	75	900/750	315S/M	07509EP3Y315S/M-W22	T1	2,251	1.15	123	94.5	50.157	460//380-415/660-690	7;11
125	90	900/750	315S/M	09009EP3Y315S/M-W22	T1	2,403	1.15	148	94.5	50.157	460//380-415/660-690	7;11
150	110	900/750	315L	11009EP3Y315L-W22	T1	2,925	1.15	182	95.0	54.449	460//380-415/660-690	7;11
175	132	900/750	315L	13209EP3Y315L-W22	T1	3,163	1.15	217	95.4	54.449	460//380-415/660-690	7;11
250	185	3600/3000	315S/M	18536EP3Y315S/M-W22	T1	2,430	1.15	270	95.4	53.268	460//380-415/660-690	7;11
		1800/1500	315S/M	18518EP3Y315S/M-W22	T1	2,610	1.15	283	95.4	54.449	460//380-415/660-690	7;11
		1200/1000	315L	18512EP3Y315L-W22	T1	3,176	1.15	293	95.4	54.449	460//380-415/660-690	7;11
300	220	3600/3000	315L	22036EP3Y315L-W22	T1	2,890	1.15	322	95.4	53.268	460//380-415/660-690	7;11
		1800/1500	315L	22018EP3Y315L-W22	T1	3,121	1.15	333	95.4	54.449	460//380-415/660-690	7;11
		1200/1000	315L	22012EP3Y315L-W22	T1	3,756	1.15	349	95.4	54.449	460//380-415/660-690	7;11
350	260	1800/1500	355M/L	26018EP3Y355M/L-W22	T1	3525	1.15	401	95.8	58.346	460//380-415/660-690	7;11
		1200/1000	355M/L	26012EP3Y355M/L-W22	T1	4,229	1.15	422	95.4	58.346	460//380-415/660-690	7;11
400	300	3600/3000	315L	30036EP3Y315L-W22	T1	3,362	1.15	434	95.4	54.449	460//380-415/660-690	7;11
		1800/1500	355M/L	30018EP3Y355M/L-W22	T1	3,614	1.15	462	95.8	58.346	460//380-415/660-690	7;11
450	330	1800/1500	355M/L	33018EP3Y355M/L-W22	T1	4,185	1.15	503	95.8	58.346	460//380-415/660-690	7;11

Refer to electrical and mechanical data sections for additional technical information.
Please refer to back cover for description of "NOTES"

Manufacturers Distributor, Inc. | www.WegMotorSales.com
(813) 241 - 4900 | sales@WegMotorSales.com

GENERAL PURPOSE MOTORS
SINGLE PHASE
TEFC & ODP

High Starting Torque makes these motors ideal for a wide range of applications

* Ball bearings
* Class B insulation (Rolled Steel frames)
* Class F insulation (Cast Iron frames)
* F1 Mounted
* V'ring Seals

TEFC Rolled Steel

TEFC Cast Iron

Resilient Base

Features that make a difference:

* High Starting Torque
* 182T frames and up are cast iron for severe duty
* NPT Threaded Holes in Terminal Box

ODP

GENERAL PURPOSE MOTORS
SINGLE PHASE
TEFC – FOOT MOUNT

HP	kW	RPM	NEMA Frame	Catalog Number	Mult. Symbol	Approx. Shipping Weight (lbs)	Service Factor	FL Amps @ High	FL. Eff (%)	"C" Dimension (in)	Voltage (V)	Notes
0.25	0.18	3600	B56	.2536ES1BB56	F1	31	1.15	2.30	50.0	11.102	115/208-230	9
		1800	B56	.2518ES1BB56	F1	33	1.15	2.35	57.7	11.102	115/208-230	9
0.33	0.25	3600	B56	.3336ES1BB56	F1	36	1.15	2.85	53.0	11.102	115/208-230	9
		1800	B56	.3318ES1BB56	F1	36	1.15	2.80	61.0	11.102	115/208-230	9
		1800	B56	.3318ES1RFDB56	R1	23	1.15	2.80	61.0	11.102	115/230	4;9
0.5	0.37	3600	B56	.5036ES1BB56	F1	40	1.15	3.80	58.0	11.102	115/208-230	9
		3600	B56	.5036ES1BOLB56	F1	40	1.15	3.80	58.0	11.102	115/208-230	4;9
		1800	B56	.5018ES1BB56	F1	41	1.15	3.70	66.5	11.102	115/208-230	9
		1800	B56	.5018ES1RFDB56	R1	25	1.15	3.70	66.5	11.102	115/230	4;9
		1200	D56	.5012ES1BD56	F1	41	1.15	3.60	71.0	12.283	115/208-230	9
0.75	0.55	3600	B56	.7536ES1BB56	F1	41	1.15	5.20	64.0	11.102	115/208-230	9
		3600	B56	.7536ES1BOLB56	F1	41	1.15	5.20	64.0	11.102	115/208-230	4;9
		1800	B56	.7518ES1BB56	F1	46	1.15	5.30	68.5	11.102	115/208-230	9
		1800	B56	.7518ES1RFDB56	R1	28	1.15	5.30	68.5	11.102	115/230	4;9
		1200	F56H	.7512ES1BF56	F1	58	1.15	5.00	71.0	13.464	115/208-230	9
1	0.75	3600	F143/5T	00136ES1B143T	W1	34	1.15	6.40	67.0	14.488	115/208-230	9
		3600	D56	00136ES1BD56	F1	46	1.15	6.40	67.0	12.283	115/208-230	9
		3600	D56	00136ES1BOLD56	F1	46	1.15	6.40	67.0	12.283	115/208-230	4;9
		1800	D56	00118ES1BD56	F1	52	1.15	7.00	70.3	12.283	115/208-230	9
		1800	F143/5T	00118ES1E143T	W1	36	1.15	3.50	70.3	14.488	208-230/460	9
		1800	F143/5T	00118ES1RFD143T	R1	35	1.15	7.00	70.3	13.839	115/230	4;9
		1800	D56	00118ES1RFDD56	R1	36	1.15	7.00	70.3	12.283	115/230	4;9
1.5	1.1	3600	F143/5T	00156ES1B143T	W1	37	1.15	8.55	70.0	14.488	115/208-230	9
		3600	D56	00156ES1BD56	F1	56	1.15	8.55	70.0	12.283	115/208-230	9
		3600	D56	00156ES1BOLD56	F1	56	1.15	8.55	70.0	12.283	115/208-230	4;9
		1800	G143/5T	00158ES1B145T	W1	49	1.15	8.70	76.5	14.882	115/208-230	9
		1800	F56H	00158ES1BF56	F1	58	1.15	8.70	76.5	13.464	115/208-230	9
		1800	G143/5T	00158ES1E145T	W1	49	1.15	4.35	76.5	14.882	208-230/460	9
		1800	G143/5T	00158ES1RFD145T	R1	52	1.15	8.70	76.5	14.233	115/230	4;9
		1800	F56H	00158ES1RFDF56H	R1	51	1.15	8.70	76.5	13.464	115/230	4;9
		1200	182T	00152ES1E182T	W1	87	1.15	4.90	75.0	16.050	208-230/460	
2	1.5	3600	G143/5T	00236ES1B145T	W1	45	1.15	10.0	74.0	14.882	115/208-230	9
		3600	F56H	00236ES1BF56	F1	65	1.15	10.0	74.0	13.464	115/208-230	9
		3600	F56H	00236ES1BOLF56	F1	65	1.15	10.0	74.0	13.464	115/208-230	4;9
		3600	G143/5T	00236ES1E145T	W1	45	1.15	5.00	74.0	14.882	208-230/460	9
		1800	G143/5T	00218ES1B145T	W1	52	1.15	10.5	78.1	14.882	115/208-230	9

Refer to electrical and mechanical data sections for additional technical information. Please refer to back cover for description of "NOTES"

Manufacturers Distributor, Inc. | www.WegMotorSales.com
(813) 241 - 4900 | sales@WegMotorSales.com

GENERAL PURPOSE MOTORS
SINGLE PHASE
TEFC – FOOT MOUNT

HP	kW	RPM	NEMA Frame	Catalog Number	Mult. Symbol	Approx. Shipping Weight (lbs)	Service Factor	FL Amps @ High	FL. Eff (%)	"C" Dimension (in)	Voltage (V)	Notes
2	1.5	1800	G143/5T	00218ES1E145T	W1	52	1.15	5.25	78.1	14.882	208-230/460	9
		1800	G143/5T	00218ES1RFD145T	R1	54	1.15	10.5	78.1	14.233	115/230	4;9
		1800	W182/4T	00218ES1RFD182T	R1	75	1.15	10.0	81.0	17.244	115/230	4
		1800	G56H	00218ES1RFDG56H	R1	55	1.15	10.5	78.1	13.858	115/230	4;9
		1200	W213/5T	00212ES1E213T	W1	123	1.15	5.30	78.0	20.984	208-230/460	
3	2.2	3600	G143/5T	00336ES1B145T	W1	55	1.15	12.0	84.0	14.882	115/208-230	9
		3600	182T	00336ES1B182T	W1	94	1.15	13.6	80.0	16.050	115/208-230	
		3600	G143/5T	00336ES1E145T	W1	55	1.15	6.00	84.0	14.882	208-230/460	9
		3600	182T	00336ES1E182T	W1	94	1.15	6.80	80.0	16.050	208-230/460	
		1800	184T	00318ES1C184T	W1	91	1.15	13.6	77.0	17.050	208-230	
		1800	W182/4T	00318ES1DFD184T	R1	91	1.15	14.5	81.0	17.244	230	4
		1800	184T	00318ES1E184T	W1	91	1.15	6.80	77.0	17.050	208-230/460	
		1200	W213/5T	00312ES1E215T	W1	131	1.15	6.70	80.0	20.984	208-230/460	
5	3.7	3600	184T	00536ES1B184T	W1	106	1.15	21.0	83.0	17.05	115/208-230	
		3600	184T	00536ES1E184T	W1	106	1.15	10.5	83.0	17.05	208-230/460	
		1800	184T	00518ES1C184T	W1	116	1.15	21.4	79.0	17.05	208-230	
		1800	184T	00518ES1DFD184T	R1	116	1.15	21.4	79.0	17.050	230	4
		1800	W213/5T	00518ES1DFD215T	R1	128	1.15	21.4	79.0	20.984	230	4
		1800	W213/5TZ	00518ES1DFD215Z	R1	128	1.15	21.4	79.0	20.984	230	4
		1800	184T	00518ES1E184T	W1	116	1.15	10.7	79.0	17.05	208-230/460	
		1200	215T	00512ES1E215T	W1	174	1.15	11.0	80.0	19.567	208-230/460	
7.5	5.5	3600	213T	00736ES1B213T	W1	147	1.15	29.8	86.0	18.021	115/208-230	
		3600	213T	00736ES1E213T	W1	147	1.15	14.9	86.0	18.021	208-230/460	
		1800	215T	00718ES1DFD215T	R1	169	1.15	33.0	83.0	19.567	230	4
		1800	215TZ	00718ES1DFD215Z	R1	169	1.15	33.0	83.0	19.567	230	4
		1800	215T	00718ES1E215T	W1	163	1.15	17.0	83.0	19.567	208-230/460	
10	7.5	3600	215T	01036ES1E215T	W1	163	1.15	19.4	86.0	19.567	208-230/460	
		1800	215T	01018ES1DFD215T	R1	182	1.15	40.0	83.0	19.567	230	4
		1800	215T	01018ES1E215T	W1	186	1.15	19.5	84.0	19.567	208-230/460	
12.5	9.2	1800	215T	01218ES1E215T	W1	198	1.15	24.0	84.0	19.567	208-230/460	

Refer to electrical and mechanical data sections for additional technical information.
Please refer to back cover for description of "NOTES"

GENERAL PURPOSE MOTORS
SINGLE PHASE
TEFC – C-FACE - FOOT MOUNT

HP	kW	RPM	NEMA Frame	Catalog Number	Mult. Symbol	Approx. Shipping Weight (lbs)	Service Factor	FL Amps @ High	FL. Eff (%)	"C" Dimension (in)	Voltage (V)	Notes
0.25	0.18	3600	B56C	.2536ES1BB56C	F1	31	1.15	2.30	50.0	11.102	115/208-230	9
		1800	B56C	.2518ES1BB56C	F1	33	1.15	2.35	57.7	11.102	115/208-230	9
0.33	0.25	3600	B56C	.3336ES1BB56C	F1	36	1.15	2.85	53.0	11.102	115/208-230	9
		1800	B56C	.3318ES1BB56C	F1	36	1.15	2.80	61.0	11.102	115/208-230	9
0.5	0.37	3600	B56	.5036ES1BB56C	F1	40	1.15	3.80	58.0	11.102	115/208-230	9
		1800	B56C	.5018ES1BB56C	F1	41	1.15	3.70	66.5	11.102	115/208-230	9
		1200	D56C	.5012ES1BD56C	F1	41	1.15	3.60	71.0	12.283	115/208-230	9
0.75	0.55	3600	B56	.7536ES1BB56C	F1	41	1.15	5.20	64.0	11.102	115/208-230	9
		1800	B56	.7518ES1BB56C	F1	46	1.15	5.30	68.5	11.102	115/208-230	9
		1200	F56H	.7512ES1BF56C	F1	56	1.15	5.00	71.0	13.464	115/208-230	9
1	0.75	3600	D56	00136ES1BD56C	F1	46	1.15	6.40	67.0	12.283	115/208-230	9
		1800	D56	00118ES1BD56C	F1	52	1.15	7.00	70.3	12.283	115/208-230	9

Refer to electrical and mechanical data sections for additional technical information. Please refer to back cover for description of "NOTES"

Manufacturers Distributor, Inc. | www.WegMotorSales.com
(813) 241 - 4900 | sales@WegMotorSales.com

GENERAL PURPOSE MOTORS
SINGLE PHASE
TEFC – C-FACE - FOOT MOUNT

HP	kW	RPM	NEMA Frame	Catalog Number	Mult. Symbol	Approx. Shipping Weight (lbs)	Service Factor	FL Amps @ High	FL. Eff (%)	"C" Dimension (in)	Voltage (V)	Notes
1.5	1.1	3600	D56	00156ES1BD56C	F1	56	1.15	8.55	70.0	12.283	115/208-230	9
		1800	F56H	00158ES1BF56C	F1	58	1.15	8.70	76.5	13.464	115/208-230	9
2	1.5	3600	F56H	00236ES1BF56C	F1	65	1.15	10.0	74.0	13.464	115/208-230	9
3	2.2	3600	G143/5T	00336ES1E145TC	W1	55	1.15	6.00	84.0	14.882	208-230/460	9
		1800	184TC	00318ES1C184TC	W1	91	1.15	13.6	77.0	17.050	208-230	
		1800	184TC	00318ES1E184TC	W1	91	1.15	6.80	77.0	17.050	208-230/460	
5	3.7	3600	184T	00536ES1E184TC	W1	106	1.15	10.5	83.0	17.05	208-230/460	
		1800	184TC	00518ES1C184TC	W1	116	1.15	21.4	79.0	17.050	208-230	
		1800	184TC	00518ES1E184TC	W1	116	1.15	10.7	79.0	17.050	208-230/460	
7.5	5.5	3600	213T	00736ES1E213TC	W1	147	1.15	14.9	86.0	18.021	208-230/460	
10	7.5	3600	215T	01036ES1E215TC	W1	163	1.15	19.4	86.0	19.567	208-230/460	
		1800	215TC	01018ES1E215TC	W1	186	1.15	19.5	84.0	19.567	208-230/460	

Refer to electrical and mechanical data sections for additional technical information.
Please refer to back cover for description of "NOTES"

GENERAL PURPOSE MOTORS
SINGLE PHASE
TEFC – C-FACE - FOOTLESS

HP	kW	RPM	NEMA Frame	Catalog Number	Mult. Symbol	Approx. Shipping Weight (lbs)	Service Factor	FL Amps @ High	FL. Eff (%)	"C" Dimension (in)	Voltage (V)	Notes
0.33	0.25	3600	B56C	.3336ES1BB56CFL	F1	36	1.15	2.85	53.0	11.102	115/208-230	9;20
		1800	B56C	.3318ES1BB56CFL	F1	36	1.15	2.80	61.0	11.102	115/208-230	9;20
0.5	0.37	3600	B56C	.5036ES1BB56CFL	F1	40	1.15	3.80	58.0	11.102	115/208-230	9;20
		1800	B56C	.5018ES1BB56CFL	F1	41	1.15	3.70	66.5	11.102	115/208-230	9;20
		1200	D56C	.5012ES1BD56CFL	F1	44	1.15	3.60	71.0	12.283	115/208-230	9;20
0.75	0.55	3600	B56C	.7536ES1BB56CFL	F1	41	1.15	5.20	64.0	11.102	115/208-230	9;20
		1800	B56C	.7518ES1BB56CFL	F1	46	1.15	5.30	68.5	11.102	115/208-230	9;20
		1200	F56C	.7512ES1BF56CFL	F1	56	1.15	5.00	71.0	13.464	115/208-230	9;20
1	0.75	3600	D56C	00136ES1BD56CFL	F1	46	1.15	6.40	67.0	12.283	115/208-230	9;20
		1800	D56C	00118ES1BD56CFL	F1	52	1.15	7.00	70.3	12.283	115/208-230	9;20
1.5	1.1	3600	D56C	00156ES1BD56CFL	F1	56	1.15	8.55	70.0	12.283	115/208-230	9;20
		1800	F56C	00158ES1BF56CFL	F1	58	1.15	8.70	76.5	13.464	115/208-230	9;20
2	1.5	3600	F56C	00236ES1BF56CFL	F1	65	1.15	10.0	74.0	13.464	115/208-230	9;20

Refer to electrical and mechanical data sections for additional technical information.
Please refer to back cover for description of "NOTES"

Manufacturers Distributor, Inc.
Web: www.WegMotorSales.com
Phone: (813) 241 - 4900
Email: Sales@WegMotorSales.com
Fax: (813) 571 - 0422

GENERAL PURPOSE MOTORS
SINGLE PHASE
TEFC - FOOT MOUNT - WITH MANUAL RESET OVERLOAD PROTECTOR

HP	kW	RPM	NEMA Frame	Catalog Number	Mult. Symbol	Approx. Shipping Weight (lbs)	Service Factor	FL Amps @ High	FL. Eff (%)	"C" Dimension (in)	Voltage (V)	Notes
0.33	0.25	1800	B56	.3318ES1RFDB56	R1	23	1.15	2.80	61.0	11.102	115/230	4;9
0.5	0.37	3600	B56	.5036ES1B0LB56	F1	40	1.15	3.80	58.0	11.102	115/208-230	4;9
		1800	B56	.5018ES1RFDB56	R1	25	1.15	3.70	66.5	11.102	115/230	4;9
0.75	0.55	3600	B56	.7536ES1B0LB56	F1	41	1.15	5.20	64.0	11.102	115/208-230	4;9
		1800	B56	.7518ES1RFDB56	R1	28	1.15	5.30	68.5	11.102	115/230	4;9
1	0.75	3600	D56	00136ES1B0LD56	F1	46	1.15	6.40	67.0	12.283	115/208-230	4;9
		1800	F143/5T	00118ES1RFD143T	R1	35	1.15	7.00	70.3	13.839	115/230	4;9
		1800	D56	00118ES1RFDD56	R1	36	1.15	7.00	70.3	12.283	115/230	4;9
1.5	1.1	3600	D56	00156ES1B0LD56	F1	56	1.15	8.55	70.0	12.283	115/208-230	4;9
		1800	G143/5T	00158ES1RFD145T	R1	52	1.15	8.70	76.5	14.233	115/230	4;9
		1800	F56H	00158ES1RFDF56H	R1	51	1.15	8.70	76.5	13.464	115/230	4;9
2	1.5	3600	F56H	00236ES1B0LF56	F1	65	1.15	10.0	74.0	13.464	115/208-230	4;9
		1800	G143/5T	00218ES1RFD145T	R1	54	1.15	10.5	78.1	14.233	115/230	4;9
		1800	W182/4T	00218ES1RFD182T	R1	75	1.15	10.0	81.0	17.244	115/230	4
		1800	G56H	00218ES1RFDG56H	R1	55	1.15	10.5	78.1	13.858	115/230	4;9
3	2.2	1800	W182/4T	00318ES1DFD184T	R1	80	1.15	14.5	81.0	17.244	230	4
5	3.7	1800	184T	00518ES1DFD184T	R1	157	1.15	21.4	79.0	17.050	230	4
		1800	W213/5T	00518ES1DFD215T	R1	128	1.15	21.4	79.0	20.984	230	4
		1800	W213/5TZ	00518ES1DFD215Z	R1	128	1.15	21.4	79.0	20.984	230	4
7.5	5.5	1800	215T	00718ES1DFD215T	R1	169	1.15	33.0	83.0	19.567	230	4
		1800	215TZ	00718ES1DFD215Z	R1	169	1.15	33.0	83.0	19.567	230	4
10	7.5	1800	215T	01018ES1DFD215T	R1	182	1.15	40.0	83.0	19.567	230	4

Refer to electrical and mechanical data sections for additional technical information.
Please refer to back cover for description of "NOTES"

GENERAL PURPOSE MOTORS
SINGLE PHASE
ODP – FOOT MOUNT

HP	kW	RPM	NEMA Frame	Catalog Number	Mult. Symbol	Approx. Shipping Weight (lbs)	Service Factor	FL Amps @ High	FL. Eff (%)	"C" Dimension (in)	Voltage (V)	Notes
0.12	0.09	1800	B48	.1218OS1BB48	F1B	17	1.40	1.60	48.1	9.252	115/208-230	9
0.16	0.12	3600	B48	.1636OS1BB48	F1B	17	1.35	1.55	49.9	9.252	115/208-230	9
		1800	B48	.1618OS1BB48	F1B	17	1.35	1.85	50.3	9.252	115/208-230	9
		1800	B48	.1618OS1BSPB48	F1B	19	1.35	1.90	49.9	9.252	115/208-230	9;16
0.25	0.18	3600	56	.2536OS1B56	F1B	19	1.35	2.15	54.7	9.646	115/208-230	9
		3600	B48	.2536OS1BB48	F1B	19	1.35	2.15	54.7	9.252	115/208-230	9
		1800	56	.2518OS1B56	F1B	19	1.35	2.65	55.9	9.646	115/208-230	9
		1800	B48	.2518OS1BB48	F1B	19	1.35	2.65	55.9	9.252	115/208-230	9
		1800	B48	.2518OS1BSPB48	F1B	20	1.35	2.40	59.5	9.252	115/208-230	9;16
0.33	0.25	3600	C48	.3336OS1BC48	F1B	22	1.35	2.85	57.6	10.197	115/208-230	9
		3600	C56	.3336OS1BC56	F1B	22	1.35	2.85	57.6	10.551	115/208-230	9
		1800	C48	.3318OS1BC48	F1B	22	1.35	3.11	58.6	10.197	115/208-230	9
		1800	C56	.3318OS1BC56	F1B	22	1.35	3.30	58.2	10.551	115/208-230	9
		1800	C48	.3318OS1BSPC48	F1B	22	1.35	3.13	60.0	10.197	115/208-230	9;16
0.5	0.37	3600	C48	.5036OS1BC48	F1B	24	1.25	3.60	64.4	10.197	115/208-230	9
		3600	C56	.5036OS1BC56	F1B	24	1.25	3.60	64.4	10.551	115/208-230	9
		3600	C56	.5036OS1BCDC56	C1	24	1.00	3.30	63.0	10.551	115/208-230	1;4;6;9
		1800	C48	.5018OS1BC48	F1B	24	1.25	4.25	61.7	10.197	115/208-230	9
		1800	C56	.5018OS1BC56	F1B	24	1.25	4.25	61.7	10.551	115/208-230	9
		1800	C48	.5018OS1BSPC48	F1B	24	1.25	4.00	63.5	10.197	115/208-230	9;16
0.75	0.55	3600	B56	.7536OS1BB56	F1B	32	1.25	5.25	67.2	11.102	115/208-230	9
		3600	C56	.7536OS1BCDC56	C1	32	1.00	4.60	66.0	10.551	115/208-230	1;4;6;9
		1800	D56	.7518OS1BD56	F1B	36	1.25	5.40	66.7	12.283	115/208-230	9

Refer to electrical and mechanical data sections for additional technical information. Please refer to back cover for description of "NOTES"

Manufacturers Distributor, Inc. | www.WegMotorSales.com
(813) 241 - 4900 | sales@WegMotorSales.com

GENERAL PURPOSE MOTORS
SINGLE PHASE
ODP – FOOT MOUNT

HP	kW	RPM	NEMA Frame	Catalog Number	Mult. Symbol	Approx. Shipping Weight (lbs)	Service Factor	FL Amps @ High	FL. Eff (%)	"C" Dimension (in)	Voltage (V)	Notes
		3600	B56	00136OS1BCDB56	C1	36	1.00	6.10	67.0	11.102	115/208-230	1;4;6;9
1	0.75	3600	D56	00136OS1BD56	F1B	36	1.25	6.80	66.3	12.283	115/208-230	9
		1800	D56	00118OS1BD56	F1B	39	1.15	7.00	71.4	12.283	115/208-230	9
		3600	D56	00156OS1BCDD56	C1	40	1.00	8.40	68.0	12.283	115/208-230	1;4;6;9
1.5	1.1	3600	D56	00156OS1BD56	F1B	40	1.15	8.90	70.0	12.283	115/208-230	9
		1800	F56H	00158OS1BF56	F1B	37	1.15	10.2	71.3	13.464	115/208-230	9
		1800	F56H	00158OS1BOF56	F1B	37	1.15	10.2	71.3	13.464	115/208-230	3;9
		3600	D56	00236OS1BCDD56	C1	41	1.00	11.0	70.0	12.283	115/208-230	1;4;6;9
2	1.5	3600	F56H	00236OS1BF56	F1B	41	1.15	11.0	77.9	13.464	115/208-230	9
		1800	G56H	00218OS1BG56	F1B	43	1.00	14.0	71.4	13.858	115/208-230	1;9
		3600	182T	00336OS1B182T	W1B	80	1.25	15.0	81.5	14.448	115/208-230	
		3600	F56H	00336OS1BCDF56	C1	44	1.00	14.7	77.0	13.464	115/208-230	1;4;6;9
		3600	G56H	00336OS1BG56	F1B	44	1.00	15.5	78.0	13.858	115/208-230	1;9
		3600	182T	00336OS1C182T	W1B	80	1.25	15.0	81.5	14.448	208-230	
3	2.2	3600	182T	00336OS1D182T	W1B	80	1.25	15.0	81.5	14.448	230	
		1800	184T	00318OS1B184T	W1B	99	1.25	17.5	75.0	14.870	115/208-230	
		1800	184T	00318OS1C184T	W1B	99	1.25	17.5	75.0	14.870	208-230	
		1800	184T	00318OS1CCD0L184T	C1	109	1.15	17.5	75.0	14.875	208-230	4;6
		1800	184T	00318OS1D184T	W1B	99	1.25	17.6	74.0	14.870	230	
4	3.0	3600	G56HZ	00436OS1DCDG56HZ	C1	47	1.15	16.5	82.5	14.234	230	4;5;6;9
		3600	184T	00536OS1B184T	W1B	109	1.25	21.0	81.5	14.870	115/208-230	
		3600	184T	00536OS1C184T	W1B	109	1.25	21.0	81.5	14.870	208-230	
		3600	G56H	00536OS1CCDG56	C1	52	1.00	19.0	85.0	13.858	208-230	1;4;6;9
		3600	G56HZ	00536OS1CCDG56HZ	C1	52	1.00	19.0	85.0	14.234	208-230	1;4;5;6;9
5	3.7	3600	184T	00536OS1D184T	W1B	109	1.25	21.0	81.5	14.870	230	
		3600	184T	00536OS1E184T	W1B	109	1.25	10.5	81.5	14.870	208-230/460	
		1800	184T	00518OS1B184T	W1B	109	1.25	21.5	82.5	14.870	115/208-230	
		1800	184T	00518OS1C184T	W1B	109	1.25	22.0	82.5	14.870	208-230	
		1800	184T	00518OS1CCD184T	C1	109	1.25	21.5	82.5	14.875	208-230	6;10
		1800	184T	00518OS1CCD0L184T	C1	109	1.15	21.5	82.5	14.875	208-230	4;6
6.4	4.8	3600	182/4Y	00636OS1XCD182/4Y	C1	53	1.00	23.0	85.0	15.650	240	1;4;5;6;9
		3600	184T	00736OS1C184T	W1B	130	1.25	30.0	85.0	14.870	208-230	
7.5	5.5	1800	215T	00718OS1CCD215T	W1B	130	1.15	31.3	84.5	19.660	208-230	5;6;9;28
		1800	215T	00718OS1F215T	W1B	126	1.15	15.3	85.0	19.660	230/460	9
10	7.5	1800	215T	01018OS1CCD215T	W1B	130	1.15	43.0	85.0	21.235	208-230	5;6;9;28

Refer to electrical and mechanical data sections for additional technical information.
Please refer to back cover for description of "NOTES"

Manufacturers Distributor, Inc.
Web: www.WegMotorSales.com
Phone: (813) 241 - 4900
Email: Sales@WegMotorSales.com
Fax: (813) 571 - 0422

GENERAL PURPOSE MOTORS
SINGLE PHASE
ODP – RESILIENT BASE

HP	kW	RPM	NEMA Frame	Catalog Number	Mult. Symbol	Approx. Shipping Weight (lbs)	Service Factor	FL Amps @High	FL. Eff (%)	"C" Dimension (in)	Voltage (V)	Notes
0.25	0.18	1800	B48	.25180S1BRB0B48	F1B	22	1.35	2.40	59.5	10.632	115/208-230	3;9;13;16
0.33	0.25	1800	C48	.33180S1BRB0C48	F1B	26	1.35	3.13	60.0	10.039	115/208-230	3;9;13;16
		1800	C56	.33180S1BRB0C56	F1B	22	1.35	3.13	60.0	11.593	115/208-230	3;9;13;16
		1800	C56	.33180S1PRB0C56	F1B	22	1.35	2.58	58.6	11.593	277	3;9;13
0.5	0.37	1800	C48	.50180S1BRB0C48	F1B	28	1.25	4.00	63.5	10.039	115/208-230	3;9;13;16
		1800	C56	.50180S1BRB0C56	F1B	24	1.25	4.00	63.5	11.593	115/208-230	3;9;13;16
		1800	C56	.50180S1PRB0C56	F1B	24	1.35	3.34	63.2	11.593	277	3;9;13
0.75	0.55	1800	D56	.75180S1BRB0D56	F1B	36	1.25	5.40	66.7	12.992	115/208-230	3;9;13
		1800	D56	.75180S1PRB0D56	F1B	36	1.25	4.48	66.7	12.992	277	3;9;13
1	0.75	1800	D56	00118OS1BRB0D56	F1B	39	1.15	7.00	71.4	12.992	115/208-230	3;9;13
		1800	D56	00118OS1PRB0D56	F1B	39	1.15	5.81	71.4	12.992	277	3;9;13
1.5	1.1	3600	D56	00156OS1BRB0D56	F1B	40	1.15	8.90	70.0	12.992	115/208-230	3;9;13
		1800	D56	00158OS1BRB0D56	F1B	51	1.15	9.70	73.0	12.992	115/208-230	3;9;13

Refer to electrical and mechanical data sections for additional technical information.
Please refer to back cover for description of "NOTES"

GENERAL PURPOSE MOTORS
SINGLE PHASE
ODP – C-FACE - FOOT MOUNT

HP	kW	RPM	NEMA Frame	Catalog Number	Mult. Symbol	Approx. Shipping Weight (lbs)	Service Factor	FL Amps @ High	FL. Eff (%)	"C" Dimension (in)	Voltage (V)	Notes
0.12	0.09	1800	B48C	.12180S1BB48C	F1B	17	1.40	1.60	48.1	9.252	115/208-230	9
0.16	0.12	3600	B48C	.16360S1BB48C	F1B	17	1.35	1.55	49.9	9.252	115/208-230	9
		1800	B48C	.16180S1BB48C	F1B	17	1.35	1.85	50.3	9.252	115/208-230	9
		1800	B48C	.16180S1BSPB48C	F1B	19	1.35	1.90	49.9	9.252	115/208-230	9;16
0.25	0.18	3600	56C	.25360S1B56C	F1B	19	1.35	2.15	54.7	9.646	115/208-230	9
		3600	B48C	.25360S1BB48C	F1B	19	1.35	2.15	54.7	9.252	115/208-230	9
		1800	56C	.25180S1B56C	F1B	19	1.35	2.65	55.9	9.646	115/208-230	9
		1800	B48C	.25180S1BB48C	F1B	19	1.35	2.65	55.9	9.252	115/208-230	9
		1800	B48C	.25180S1BSPB48C	F1B	20	1.35	2.40	59.5	9.252	115/208-230	9;16
0.33	0.25	3600	C48C	.33360S1BC48C	F1B	22	1.35	2.85	57.6	10.197	115/208-230	9
		3600	C56C	.33360S1BC56C	F1B	22	1.35	2.85	57.6	10.551	115/208-230	9
		1800	C48C	.33180S1BC48C	F1B	22	1.35	3.11	58.6	10.197	115/208-230	9
		1800	C56C	.33180S1BC56C	F1B	22	1.35	3.30	58.2	10.551	115/208-230	9
		1800	C48C	.33180S1BSPC48C	F1B	22	1.35	3.13	60.0	10.197	115/208-230	9;16
0.5	0.37	3600	C48C	.50360S1BC48C	F1B	24	1.25	3.60	64.4	10.197	115/208-230	9
		3600	C56C	.50360S1BC56C	F1B	24	1.25	3.60	64.4	10.551	115/208-230	9
		1800	C48CH	.50180S1BC48CH	F1B	24	1.25	4.25	61.7	10.197	115/208-230	9
		1800	C56C	.50180S1BC56C	F1B	24	1.25	4.25	61.7	10.551	115/208-230	9
		1800	C48C	.50180S1BSPC48C	F1B	24	1.25	4.00	63.5	10.197	115/208-230	9;16
0.75	0.55	3600	B56C	.75360S1BB56C	F1B	32	1.25	5.25	67.2	11.102	115/208-230	9
		1800	D56C	.75180S1BD56C	F1B	36	1.25	5.40	66.7	12.283	115/208-230	9
1	0.75	3600	D56C	00136OS1BD56C	F1B	36	1.25	6.80	66.3	12.283	115/208-230	9
		1800	D56C	00118OS1BD56C	F1B	39	1.15	7.00	71.4	12.283	115/208-230	9
1.5	1.1	3600	D56C	00156OS1BD56C	F1B	40	1.15	8.90	70.0	12.283	115/208-230	9
		1800	F56HC	00158OS1BF56C	F1B	37	1.15	10.2	71.3	13.464	115/208-230	9
2	1.5	3600	F56HC	00236OS1BF56C	F1B	41	1.15	11.0	77.9	13.464	115/208-230	9
		1800	G56HC	00218OS1BG56C	F1B	43	1.00	14.0	71.4	13.858	115/208-230	1;9
3	2.2	3600	G56HC	00336OS1BG56C	F1B	44	1.00	15.5	78.0	13.858	115/208-230	1;9

Refer to electrical and mechanical data sections for additional technical information.
Please refer to back cover for description of "NOTES"

Manufacturers Distributor, Inc. | www.WegMotorSales.com
(813) 241 - 4900 | sales@WegMotorSales.com

GENERAL PURPOSE MOTORS
SINGLE PHASE
ODP – C-FACE - FOOTLESS

HP	kW	RPM	NEMA Frame	Catalog Number	Mult. Symbol	Approx. Shipping Weight (lbs)	Service Factor	FL Amps @High	FL. Eff (%)	"C" Dimension (in)	Voltage (V)	Notes
0.33	0.25	3600	C56C	.3336OS1BC56CFL	F1B	22	1.35	2.85	57.6	10.551	115/208-230	9;20
		1800	C56C	.3318OS1BC56CFL	F1B	22	1.35	3.30	58.2	10.551	115/208-230	9;20
0.5	0.37	3600	C56C	.5036OS1BC56CFL	F1B	24	1.25	3.60	64.4	10.551	115/208-230	9;20
		1800	C56C	.5018OS1BC56CFL	F1B	24	1.25	4.25	61.7	10.551	115/208-230	9;20
0.75	0.55	3600	B56C	.7536OS1BB56CFL	F1B	32	1.25	5.25	67.2	11.102	115/208-230	9;20
		1800	D56C	.7518OS1BD56CFL	F1B	36	1.25	5.40	66.7	12.283	115/208-230	9;20
1	0.75	3600	D56C	00136OS1BD56CFL	F1B	36	1.25	6.80	66.3	12.283	115/208-230	9;20
		1800	D56C	00118OS1BD56CFL	F1B	39	1.15	7.00	71.4	12.283	115/208-230	9;20
1.5	1.1	3600	D56C	00156OS1BD56CFL	F1B	40	1.15	8.90	70.0	12.283	115/208-230	9;20
		1800	F56C	00158OS1BF56CFL	F1B	37	1.15	10.2	71.3	13.464	115/208-230	9;20
2	1.5	3600	F56C	00236OS1BF56CFL	F1B	41	1.15	11.0	77.9	13.464	115/208-230	9;20
		1800	G56C	00218OS1BG56CFL	F1B	43	1.00	14.0	71.4	13.858	115/208-230	1;9;20
3	2.2	3600	G56C	00336OS1BG56CFL	F1B	44	1.00	15.5	78.0	13.858	115/208-230	1;9;20

Refer to electrical and mechanical data sections for additional technical information.
Please refer to back cover for description of "NOTES"

Manufacturers Distributor, Inc.
Web: www.WegMotorSales.com
Phone: (813) 241 - 4900
Email: Sales@WegMotorSales.com
Fax: (813) 571 - 0422

GENERAL PURPOSE MOTORS
FRACTIONAL FRAMES 48 & 56 MOTORS - Three-Phase TEFC & ODP

High Starting Torque makes these motors ideal for a wide range of applications

ODP

TEFC

Resilient Base

* 50/60 Hz Rated
* Ball bearings
* Class B insulation (ODP)
* Class F insulation (TEFC)

Features that make a difference:

* Motors are suitable for VFD operation (TEFC)
* 50/60 Hz Rated
* Service Factor 1.15 or better
* TEFC rated IP55 (gasketed conduit box and capacitor cover)

Inverter Rated:
1000:1 for variable torque
5:1 for constant torque (TEFC Only)

GENERAL PURPOSE MOTORS
FRACTIONAL FRAMES 48 & 56 MOTORS - THREE-PHASE
ODP - FOOT MOUNT

HP	kW	RPM	NEMA Frame	Catalog Number	Mult. Symbol	Approx. Shipping Weight (lbs)	Service Factor	FL Amps @High	FL. Eff (%)	"C" Dimension (in)	Voltage (V)	Notes
0.25	0.18	3600	A56	.25360S3EA56	F1B	20	1.35	0.55	58.0	10.315	208-230/460	9
		1800	A56	.25180S3EA56	F1B	21	1.35	0.70	62.0	10.315	208-230/460	9
		1200	A56	.25120S3EA56	F1B	21	1.35	0.75	55.0	10.315	208-230/460	9
0.33	0.25	3600	A56	.33360S3EA56	F1B	21	1.35	0.70	63.0	10.315	208-230/460	9
		1800	A56	.33180S3EA56	F1B	22	1.35	0.70	64.0	10.315	208-230/460	9
		1800	B56	.33180S3ERBB56	F1B	22	1.35	0.70	64.0	11.023	208-230/460	9;13
		1200	A56	.33120S3EA56	F1B	26	1.35	0.73	66.0	10.315	208-230/460	9
0.5	0.37	3600	A56	.50360S3EA56	F1B	23	1.25	0.91	66.0	10.315	208-230/460	9
		1800	A56	.50180S3EA56	F1B	24	1.25	0.92	70.0	10.315	208-230/460	9
		1800	B56	.50180S3ERBB56	F1B	26	1.25	0.92	70.0	11.023	208-230/460	9;13
		1200	B56	.50120S3EB56	F1B	31	1.25	1.00	70.0	11.102	208-230/460	9
0.75	0.55	3600	B56	.75360S3EB56	F1B	24	1.25	1.20	72.0	11.102	208-230/460	9
		1800	B56	.75180S3EB56	F1B	26	1.25	1.35	72.0	11.102	208-230/460	9
		1800	E56	.75180S3ERBE56	F1B	26	1.25	1.35	72.0	11.811	208-230/460	9;13
		1200	D56	.75120S3ED56	F1B	37	1.15	1.35	70.0	12.283	208-230/460	9
1	0.75	3600	B56	001360S3EB56	F1B	26	1.25	1.55	74.0	11.102	208-230/460	9
		1800	B56	001180S3EB56	F1B	29	1.15	1.70	74.0	11.102	208-230/460	9
		1800	E56	001180S3ERBE56	F1B	29	1.15	1.70	74.0	11.811	208-230/460	9;13
		1200	F56H	001120S3EF56	F1B	42	1.15	1.73	74.0	13.464	208-230/460	9
1.5	1.1	3600	D56	001560S3ED56	F1B	31	1.15	2.13	76.0	12.283	208-230/460	9
		1800	D56	001580S3ED56	F1B	34	1.15	2.30	77.0	12.283	208-230/460	9
		1800	E56	001580S3ERBE56	F1B	35	1.15	2.30	77.0	12.992	208-230/460	9;13
2	1.5	3600	D56	002360S3ED56	F1B	34	1.15	2.68	81.0	12.283	208-230/460	9
		1800	F56H	002180S3EF56	F1B	36	1.15	3.10	77.0	13.464	208-230/460	9
3	2.2	3600	F56H	003360S3EF56	F1B	39	1.15	3.87	82.0	13.464	208-230/460	9

Refer to electrical and mechanical data sections for additional technical information.
Please refer to back cover for description of "NOTES"

GENERAL PURPOSE MOTORS
FRACTIONAL FRAMES 48 & 56 MOTORS - THREE-PHASE
ODP - C-FACE - FOOT MOUNT

HP	kW	RPM	NEMA Frame	Catalog Number	Mult. Symbol	Approx. Shipping Weight (lbs)	Service Factor	FL Amps @ High	FL. Eff (%)	"C" Dimension (in)	Voltage (V)	Notes
0.25	0.18	3600	A56C	.25360S3EA56C	F1B	20	1.35	0.55	58.0	10.315	208-230/460	9
		1800	A56C	.25180S3EA56C	F1B	21	1.35	0.70	62.0	10.315	208-230/460	9
		1200	A56C	.25120S3EA56C	F1B	23	1.35	0.75	55.0	10.315	208-230/460	9
0.33	0.25	3600	A56C	.33360S3EA56C	F1B	21	1.35	0.70	63.0	10.315	208-230/460	9
		1800	A56C	.33180S3EA56C	F1B	22	1.35	0.70	64.0	10.315	208-230/460	9
		1200	A56C	.33120S3EA56C	F1B	26	1.35	0.73	66.0	10.315	208-230/460	9
0.5	0.37	3600	A56C	.50360S3EA56C	F1B	23	1.25	0.91	66.0	10.315	208-230/460	9
		1800	A56C	.50180S3EA56C	F1B	24	1.25	0.92	70.0	10.315	208-230/460	9
		1200	B56C	.50120S3EB56C	F1B	31	1.25	1.00	70.0	11.102	208-230/460	9
0.75	0.55	3600	B56C	.75360S3EB56C	F1B	24	1.25	1.20	72.0	11.102	208-230/460	9
		1800	B56C	.75180S3EB56C	F1B	26	1.25	1.35	72.0	11.102	208-230/460	9
		1200	D56C	.75120S3ED56C	F1B	37	1.15	1.35	70.0	12.283	208-230/460	9
1	0.75	3600	B56C	00136OS3EB56C	F1B	26	1.25	1.55	74.0	11.102	208-230/460	9
		1800	B56C	00118OS3EB56C	F1B	29	1.15	1.70	74.0	11.102	208-230/460	9
		1200	F56HC	00112OS3EF56C	F1B	42	1.15	1.73	74.0	13.464	208-230/460	9
1.5	1.1	3600	D56C	00156OS3ED56C	F1B	31	1.15	2.13	76.0	12.283	208-230/460	9
		1800	D56C	00158OS3ED56C	F1B	34	1.15	2.30	77.0	12.283	208-230/460	9
2	1.5	3600	D56C	00236OS3ED56C	F1B	34	1.15	2.68	81.0	12.283	208-230/460	9
		1800	F56HC	00218OS3EF56C	F1B	36	1.15	3.10	77.0	13.464	208-230/460	9
3	2.2	3600	F56HC	00336OS3EF56C	F1B	39	1.15	3.87	82.0	13.464	208-230/460	9

Refer to electrical and mechanical data sections for additional technical information.
Please refer to back cover for description of "NOTES"

GENERAL PURPOSE MOTORS
FRACTIONAL FRAMES 48 & 56 MOTORS - THREE-PHASE
ODP - C-FACE - FOOTLESS

HP	kW	RPM	NEMA Frame	Catalog Number	Mult. Symbol	Approx. Shipping Weight (lbs)	Service Factor	FL Amps @ High	FL. Eff (%)	"C" Dimension (in)	Voltage (V)	Notes
0.33	0.25	3600	A56C	.33360S3EA56CFL	F1B	21	1.35	0.70	63.0	10.315	208-230/460	9;20
		1800	A56C	.33180S3EA56CFL	F1B	22	1.35	0.70	64.0	10.315	208-230/460	9;20
0.5	0.37	3600	A56C	.50360S3EA56CFL	F1B	23	1.25	0.91	66.0	10.315	208-230/460	9;20
		1800	A56C	.50180S3EA56CFL	F1B	24	1.25	0.92	70.0	10.315	208-230/460	9;20
0.75	0.55	3600	B56C	.75360S3EB56CFL	F1B	24	1.25	1.20	72.0	11.102	208-230/460	9;20
		1800	B56C	.75180S3EB56CFL	F1B	26	1.25	1.35	72.0	11.102	208-230/460	9;20
1	0.75	3600	B56C	00136OS3EB56CFL	F1B	26	1.25	1.55	74.0	11.102	208-230/460	9;20
		1800	B56C	00118OS3EB56CFL	F1B	29	1.15	1.70	74.0	11.102	208-230/460	9;20
1.5	1.1	3600	D56C	00156OS3ED56CFL	F1B	31	1.15	2.13	76.0	12.283	208-230/460	9;20
		1800	D56C	00158OS3ED56CFL	F1B	34	1.15	2.30	77.0	12.283	208-230/460	9;20
2	1.5	3600	D56C	00236OS3ED56CFL	F1B	34	1.15	2.68	81.0	12.283	208-230/460	9;20
3	2.2	3600	F56C	00336OS3EF56CFL	F1B	39	1.15	3.87	82.0	13.464	208-230/460	9;20

Refer to electrical and mechanical data sections for additional technical information.
Please refer to back cover for description of "NOTES"

Manufacturers Distributor, Inc.
Web: www.WegMotorSales.com
Phone: (813) 241 - 4900
Email: Sales@WegMotorSales.com
Fax: (813) 571 - 0422

GENERAL PURPOSE MOTORS
FRACTIONAL FRAMES 48 & 56 MOTORS - THREE-PHASE
ODP - RESILIENT BASE

HP	kW	RPM	NEMA Frame	Catalog Number	Mult. Symbol	Approx. Shipping Weight (lbs)	Service Factor	FL Amps @ High	FL. Eff (%)	"C" Dimension (in)	Voltage (V)	Notes
0.33	0.25	1800	B56	.3318OS3ERBB56	F1B	22	1.35	0.70	64.0	11.023	208-230/460	9;13
0.5	0.37	1800	B56	.5018OS3ERBB56	F1B	26	1.25	0.92	70.0	11.023	208-230/460	9;13
0.75	0.55	1800	E56	.7518OS3ERBE56	F1B	26	1.25	1.35	72.0	11.811	208-230/460	9;13
1	0.75	1800	E56	00118OS3ERBE56	F1B	29	1.15	1.70	74.0	11.811	208-230/460	9;13
1.5	1.1	1800	E56	00158OS3ERBE56	F1B	35	1.15	2.30	77.0	12.992	208-230/460	9;13

Refer to electrical and mechanical data sections for additional technical information.
Please refer to back cover for description of "NOTES"

GENERAL PURPOSE MOTORS
FRACTIONAL FRAMES 48 & 56 MOTORS - THREE-PHASE
TEFC - FOOT MOUNT

HP	kW	RPM	NEMA Frame	Catalog Number	Mult. Symbol	Approx. Shipping Weight (lbs)	Service Factor	FL Amps @ High	FL. Eff (%)	"C" Dimension (in)	Voltage (V)	Notes
0.25	0.18	3600	B56	.2536ES3EB56	F1	31	1.15	0.45	62.0	11.102	208-230/460	9
		1800	B56	.2518ES3EB56	F1	31	1.15	0.50	70.0	11.102	208-230/460	9
0.33	0.25	3600	B56	.3336ES3EB56	F1	33	1.15	0.60	66.0	11.102	208-230/460	9
		1800	B56	.3318ES3EB56	F1	33	1.15	0.55	75.5	11.102	208-230/460	9
0.5	0.37	3600	B56	.5036ES3EB56	F1	36	1.15	0.83	72.0	11.102	208-230/460	9
		1800	B56	.5018ES3EB56	F1	34	1.15	1.65	78.0	11.102	208-230/460	9
		1800	B56	.5018ES3HB56	F1	34	1.15	1.32	78.0	11.102	575	9
		1200	B56	.5012ES3EB56	F1	36	1.15	1.30	70.0	11.102	208-230/460	9
0.75	0.55	3600	B56	.7536ES3EB56	F1	40	1.15	1.10	77.0	11.102	208-230/460	9
		3600	B56	.7536ES3HB56	F1	40	1.15	0.88	77.0	11.102	575	9
		1800	B56	.7518ES3EB56	F1	40	1.15	1.12	80.0	11.102	208-230/460	9
		1200	D56	.7512ES3ED56	F1	40	1.15	1.48	81.5	12.283	208-230/460	9
1	0.75	3600	B56	00136ES3EB56	F1	44	1.15	1.40	80.0	11.102	208-230/460	9
		3600	B56	00136ES3HB56	F1	44	1.15	1.12	80.0	11.102	575	9
		1800	D56	00118ES3ED56	F1	46	1.15	1.55	80.5	12.283	208-230/460	9
		1800	D56	00118ES3HD56	F1	46	1.15	1.24	80.5	12.283	575	9
		1200	F56H	00112ES3EF56	F1	46	1.15	1.83	81.5	13.464	208-230/460	9
1.5	1.1	3600	B56	00156ES3EB56	F1	48	1.15	1.96	82.5	11.102	208-230/460	9
		1800	D56	00158ES3ED56	F1	52	1.15	2.30	80.0	12.283	208-230/460	9
2	1.5	3600	D56	00236ES3ED56	F1	58	1.15	2.58	82.5	12.283	208-230/460	9
		1800	F56H	00218ES3EF56	F1	61	1.15	2.90	82.0	13.464	208-230/460	9
3	2.2	3600	F56H	00336ES3EF56	F1	67	1.15	3.80	84.0	13.464	208-230/460	9

Refer to electrical and mechanical data sections for additional technical information.
Please refer to back cover for description of "NOTES"

Manufacturers Distributor, Inc.
Web: www.WegMotorSales.com
Phone: (813) 241 - 4900
Email: Sales@WegMotorSales.com
Fax: (813) 571 - 0422

GENERAL PURPOSE MOTORS
FRACTIONAL FRAMES 48 & 56 MOTORS - THREE-PHASE
TEFC - C-FACE - FOOT MOUNT

HP	kW	RPM	NEMA Frame	Catalog Number	Mult. Symbol	Approx. Shipping Weight (lbs)	Service Factor	FL Amps @ High	FL. Eff (%)	"C" Dimension (in)	Voltage (V)	Notes
0.25	0.18	3600	B56C	.2536ES3EB56C	F1	31	1.15	0.45	62.0	11.102	208-230/460	9
		1800	B56C	.2518ES3EB56C	F1	31	1.15	0.50	70.0	11.102	208-230/460	9
		1800	B56C	.2518ES3HB56C	F1	31	1.15	0.40	70.0	11.102	575	9
0.33	0.25	3600	B56C	.3336ES3EB56C	F1	33	1.15	0.60	66.0	11.102	208-230/460	9
		3600	B56C	.3336ES3HB56C	F1	33	1.15	0.48	66.0	11.102	575	9
		1800	B56C	.3318ES3EB56C	F1	33	1.15	0.55	75.5	11.102	208-230/460	9
0.5	0.37	3600	B56C	.5036ES3EB56C	F1	36	1.15	0.83	72.0	11.102	208-230/460	9
		3600	B56C	.5036ES3HB56C	F1	36	1.15	0.66	72.0	11.102	575	9
		1800	B56C	.5018ES3EB56C	F1	34	1.15	1.65	78.0	11.102	208-230/460	9
		1800	B56C	.5018ES3HB56C	F1	34	1.15	1.32	78.0	11.102	575	9
		1200	B56C	.5012ES3EB56C	F1	36	1.15	1.30	70.0	11.102	208-230/460	9
0.75	0.55	3600	B56C	.7536ES3EB56C	F1	40	1.15	1.10	77.0	11.102	208-230/460	9
		3600	B56C	.7536ES3HB56C	F1	40	1.15	0.88	77.0	11.102	575	9
		1800	B56C	.7518ES3EB56C	F1	40	1.15	1.12	80.0	11.102	208-230/460	9
		1800	B56C	.7518ES3HB56C	F1	40	1.15	0.90	80.0	11.102	575	9
		1200	D56C	.7512ES3ED56C	F1	40	1.15	1.48	81.5	12.283	208-230/460	9
1	0.75	3600	B56C	00136ES3EB56C	F1	44	1.15	1.40	80.0	11.102	208-230/460	9
		3600	B56C	00136ES3HB56C	F1	44	1.15	1.12	80.0	11.102	575	9
		1800	D56C	00118ES3ED56C	F1	46	1.15	1.55	80.5	12.283	208-230/460	9
		1800	D56C	00118ES3HD56C	F1	46	1.15	1.24	80.5	12.283	575	9
		1200	F56HC	00112ES3EF56C	F1	46	1.15	1.83	81.5	13.464	208-230/460	9
1.5	1.1	3600	B56C	00156ES3EB56C	F1	48	1.15	1.96	82.5	11.102	208-230/460	9
		3600	B56C	00156ES3HB56C	F1	48	1.15	1.57	82.5	11.102	575	9
		1800	D56C	00158ES3ED56C	F1	52	1.15	2.30	80.0	12.283	208-230/460	9
		1800	D56C	00158ES3HD56C	F1	52	1.15	1.84	80.0	12.283	575	9
2	1.5	3600	D56C	00236ES3ED56C	F1	58	1.15	2.58	82.5	12.283	208-230/460	9
		3600	D56C	00236ES3HD56C	F1	58	1.15	2.06	82.5	12.283	575	9
		1800	F56HC	00218ES3EF56C	F1	61	1.15	2.90	82.0	13.464	208-230/460	9
3	2.2	3600	F56HC	00336ES3EF56C	F1	67	1.15	3.80	84.0	13.464	208-230/460	9
		3600	F56C	00336ES3HF56C	F1	67	1.15	3.04	84.0	13.464	575	9

Refer to electrical and mechanical data sections for additional technical information.
Please refer to back cover for description of "NOTES"

Manufacturers Distributor, Inc.
Web: www.WegMotorSales.com
Phone: (813) 241 - 4900
Email: Sales@WegMotorSales.com
Fax: (813) 571 - 0422

GENERAL PURPOSE MOTORS
FRACTIONAL FRAMES 48 & 56 MOTORS - THREE-PHASE
TEFC - C-FACE - FOOTLESS

HP	kW	RPM	NEMA Frame	Catalog Number	Mult. Symbol	Approx. Shipping Weight (lbs)	Service Factor	FL Amps @ High	FL. Eff (%)	"C" Dimension (in)	Voltage (V)	Notes
0.33	0.25	3600	B56C	.3336ES3EB56CFL	F1	33	1.15	0.60	66.0	11.102	208-230/460	9;20
		3600	B56C	.3336ES3HB56CFL	F1	33	1.15	0.48	66.0	11.102	575	9;20
		1800	B56C	.3318ES3EB56CFL	F1	33	1.15	0.55	75.5	11.102	208-230/460	9;20
0.5	0.37	3600	B56C	.5036ES3EB56CFL	F1	36	1.15	0.83	72.0	11.102	208-230/460	9;20
		1800	B56C	.5018ES3EB56CFL	F1	34	1.15	1.65	78.0	11.102	208-230/460	9;20
		1800	B56C	.5018ES3HB56CFL	F1	34	1.15	1.32	78.0	11.102	575	9;20
		1200	B56C	.5012ES3EB56CFL	F1	36	1.15	1.30	70.0	11.102	208-230/460	9;20
		1200	B56C	.5012ES3HB56CFL	F1	36	1.15	1.04	70.0	11.102	575	9;20
0.75	0.55	3600	B56C	.7536ES3EB56CFL	F1	40	1.15	1.10	77.0	11.102	208-230/460	9;20
		3600	B56C	.7536ES3HB56CFL	F1	40	1.15	0.88	77.0	11.102	575	9;20
		1800	B56C	.7518ES3EB56CFL	F1	40	1.15	1.12	80.0	11.102	208-230/460	9;20
		1800	B56C	.7518ES3HB56CFL	F1	40	1.15	0.90	80.0	11.102	575	9;20
		1200	D56C	.7512ES3ED56CFL	F1	40	1.15	1.48	81.5	12.283	208-230/460	9;20
		1200	D56C	.7512ES3HD56CFL	F1	40	1.15	1.18	81.5	12.283	575	9;20
1	0.75	3600	B56C	00136ES3EB56CFL	F1	44	1.15	1.40	80.0	11.102	208-230/460	9;20
		1800	D56C	00118ES3ED56CFL	F1	46	1.15	1.55	80.5	12.283	208-230/460	9;20
		1800	D56C	00118ES3HD56CFL	F1	46	1.15	1.24	80.5	12.283	575	9;20
		1200	F56C	00112ES3EF56CFL	F1	46	1.15	1.83	81.5	13.464	208-230/460	9;20
		1200	F56C	00112ES3HF56CFL	F1	46	1.15	1.46	81.5	13.464	575	9;20
1.5	1.1	3600	B56C	00156ES3EB56CFL	F1	48	1.15	1.96	82.5	11.102	208-230/460	9;20
		1800	D56C	00158ES3ED56CFL	F1	52	1.15	2.30	80.0	12.283	208-230/460	9;20
2	1.5	3600	D56C	00236ES3ED56CFL	F1	58	1.15	2.58	82.5	12.283	208-230/460	9;20
		1800	F56C	00218ES3EF56CFL	F1	61	1.15	2.90	82.0	13.464	208-230/460	9;20
3	2.2	3600	F56C	00336ES3EF56CFL	F1	67	1.15	3.80	84.0	13.464	208-230/460	9;20
		3600	F56C	00336ES3HF56CFL	F1	67	1.15	3.04	84.0	13.464	575	9;20

Refer to electrical and mechanical data sections for additional technical information.
Please refer to back cover for description of "NOTES"

Manufacturers Distributor, Inc.
Web: www.WegMotorSales.com
Phone: (813) 241 - 4900
Email: Sales@WegMotorSales.com
Fax: (813) 571 - 0422

GENERAL PURPOSE MOTORS
FRACTIONAL FRAMES 48 & 56 MOTORS - Single-Phase TEFC & ODP

High Starting Torque makes these motors ideal for a wide range of applications.

* Ball bearings
* Class B insulation

Features that make a difference:

* High Starting Torque
* TEFC motors are rated IP55 (gasketed conduit box and capacitor cover)

ODP

TEFC

Resilient Base

GENERAL PURPOSE MOTORS
FRACTIONAL FRAMES 48 & 56 MOTORS - SINGLE-PHASE
ODP - FOOT MOUNT

HP	kW	RPM	NEMA Frame	Catalog Number	Mult. Symbol	Approx. Shipping Weight (lbs)	Service Factor	FL Amps @ High	FL. Eff (%)	"C" Dimension (in)	Voltage (V)	Notes
0.12	0.09	1800	B48	.12180S1BB48	F1B	17	1.40	1.60	48.1	9.252	115/208-230	9
		3600	B48	.16360S1BB48	F1B	17	1.35	1.55	49.9	9.252	115/208-230	9
0.16	0.12	1800	B48	.16180S1BB48	F1B	17	1.35	1.85	50.3	9.252	115/208-230	9
		1800	B48	.16180S1BSPB48	F1B	19	1.35	1.90	49.9	9.252	115/208-230	9;16
		3600	56	.25360S1B56	F1B	19	1.35	2.15	54.7	9.646	115/208-230	9
		3600	B48	.25360S1BB48	F1B	19	1.35	2.15	54.7	9.252	115/208-230	9
		1800	56	.25180S1B56	F1B	19	1.35	2.65	55.9	9.646	115/208-230	9
0.25	0.18	1800	B48	.25180S1BB48	F1B	19	1.35	2.65	55.9	9.252	115/208-230	9
		1800	B48	.25180S1BRB0B48	F1B	22	1.35	2.40	59.5	10.632	115/208-230	3;9;13;16
		1800	B48	.25180S1BSPB48	F1B	20	1.35	2.40	59.5	9.252	115/208-230	9;16
		3600	C48	.33360S1BC48	F1B	22	1.35	2.85	57.6	10.197	115/208-230	9
		3600	C56	.33360S1BC56	F1B	22	1.35	2.85	57.6	10.551	115/208-230	9
		1800	C48	.33180S1BC48	F1B	22	1.35	3.11	58.6	10.197	115/208-230	9
0.33	0.25	1800	C56	.33180S1BC56	F1B	22	1.35	3.30	58.2	10.551	115/208-230	9
		1800	C48	.33180S1BRB0C48	F1B	26	1.35	3.13	60.0	10.039	115/208-230	3;9;13;16
		1800	C56	.33180S1BRB0C56	F1B	22	1.35	3.13	60.0	11.593	115/208-230	3;9;13;16
		1800	C48	.33180S1BSPC48	F1B	22	1.35	3.13	60.0	10.197	115/208-230	9;16
		1800	C56	.33180S1PRB0C56	F1B	22	1.35	2.58	58.6	11.593	277	3;9;13
		3600	C48	.50360S1BC48	F1B	24	1.25	3.60	64.4	10.197	115/208-230	9
		3600	C56	.50360S1BC56	F1B	24	1.25	3.60	64.4	10.551	115/208-230	9
		3600	C56	.50360S1BCDC56	C1	24	1.00	3.30	63.0	10.551	115/208-230	1;4;6;9
		1800	C48	.50180S1BC48	F1B	24	1.25	4.25	61.7	10.197	115/208-230	9
0.5	0.37	1800	C56	.50180S1BC56	F1B	24	1.25	4.25	61.7	10.551	115/208-230	9
		1800	C48	.50180S1BRB0C48	F1B	28	1.25	4.00	63.5	10.039	115/208-230	3;9;13;16
		1800	C56	.50180S1BRB0C56	F1B	24	1.25	4.00	63.5	11.593	115/208-230	3;9;13;16
		1800	C48	.50180S1BSPC48	F1B	24	1.25	4.00	63.5	10.197	115/208-230	9;16
		1800	C56	.50180S1PRB0C56	F1B	24	1.35	3.34	63.2	11.593	277	3;9;13
		3600	B56	.75360S1BB56	F1B	32	1.25	5.25	67.2	11.102	115/208-230	9
		3600	C56	.75360S1BCDC56	C1	32	1.00	4.60	66.0	10.551	115/208-230	1;4;6;9
0.75	0.55	1800	D56	.75180S1BD56	F1B	36	1.25	5.40	66.7	12.283	115/208-230	9
		1800	D56	.75180S1BRB0D56	F1B	36	1.25	5.40	66.7	12.992	115/208-230	3;9;13
		1800	D56	.75180S1PRB0D56	F1B	36	1.25	4.48	66.7	12.992	277	3;9;13
		3600	B56	001360S1BCDB56	C1	36	1.00	6.10	67.0	11.102	115/208-230	1;4;6;9
		3600	D56	001360S1BD56	F1B	36	1.25	6.80	66.3	12.283	115/208-230	9
1	0.75	1800	D56	001180S1BD56	F1B	39	1.15	7.00	71.4	12.283	115/208-230	9
		1800	D56	001180S1BRB0D56	F1B	39	1.15	7.00	71.4	12.992	115/208-230	3;9;13
		1800	D56	001180S1PRB0D56	F1B	39	1.15	5.81	71.4	12.992	277	3;9;13

Refer to electrical and mechanical data sections for additional technical information. Please refer to back cover for description of "NOTES"

Manufacturers Distributor, Inc. | www.WegMotorSales.com
(813) 241 - 4900 | sales@WegMotorSales.com

GENERAL PURPOSE MOTORS
FRACTIONAL FRAMES 48 & 56 MOTORS - SINGLE-PHASE
ODP - FOOT MOUNT

HP	kW	RPM	NEMA Frame	Catalog Number	Mult. Symbol	Approx. Shipping Weight (lbs)	Service Factor	FL Amps @ High	FL. Eff (%)	"C" Dimension (in)	Voltage (V)	Notes
1.5	1.1	3600	D56	00156OS1BCDD56	C1	40	1.00	8.40	68.0	12.283	115/208-230	1;4;6;9
		3600	D56	00156OS1BD56	F1B	40	1.15	8.90	70.0	12.283	115/208-230	9
		3600	D56	00156OS1BRBOD56	F1B	40	1.15	8.90	70.0	12.992	115/208-230	3;9;13
		1800	F56H	00158OS1BF56	F1B	37	1.15	10.2	71.3	13.464	115/208-230	9
		1800	F56H	00158OS1BOF56	F1B	37	1.15	10.2	71.3	13.464	115/208-230	3;9
		1800	D56	00158OS1BRBOD56	F1B	37	1.15	9.70	73.0	12.992	115/208-230	3;9;13
2	1.5	3600	D56	00236OS1BCDD56	C1	41	1.00	11.0	70.0	12.283	115/208-230	1;4;6;9
		3600	F56H	00236OS1BF56	F1B	41	1.15	11.0	77.9	13.464	115/208-230	9
		1800	G56H	00218OS1BG56	F1B	43	1.00	14.0	71.4	13.858	115/208-230	1;9
3	2.2	3600	F56H	00336OS1BCDF56	C1	44	1.00	14.7	77.0	13.464	115/208-230	1;4;6;9
		3600	G56H	00336OS1BG56	F1B	44	1.00	15.5	78.0	13.858	115/208-230	1;9
4	3.0	3600	G56HZ	00436OS1DCDG56HZ	C1	47	1.15	16.5	82.5	14.234	230	4;5;6;9
5	3.7	3600	G56H	00536OS1CCDG56	C1	52	1.00	19.0	85.0	13.858	208-230	1;4;6;9
		3600	G56HZ	00536OS1CCDG56HZ	C1	52	1.00	19.0	85.0	14.234	208-230	1;4;5;6;9

Refer to electrical and mechanical data sections for additional technical information.
Please refer to back cover for description of "NOTES"
Can't find what you are looking for? Call 1-800-ASK-4WEG (275-4934)
All data subject to change without notice

GENERAL PURPOSE MOTORS
FRACTIONAL FRAMES 48 & 56 MOTORS - SINGLE-PHASE
ODP - C-FACE - FOOT MOUNT

HP	kW	RPM	NEMA Frame	Catalog Number	Mult. Symbol	Approx. Shipping Weight (lbs)	Service Factor	FL Amps @ High	FL. Eff (%)	"C" Dimension (in)	Voltage (V)	Notes
0.12	0.09	1800	B48C	.12180S1BB48C	F1B	17	1.40	1.60	48.1	9.252	115/208-230	9
0.16	0.12	3600	B48C	.16360S1BB48C	F1B	17	1.35	1.55	49.9	9.252	115/208-230	9
		1800	B48C	.16180S1BB48C	F1B	17	1.35	1.85	50.3	9.252	115/208-230	9
		1800	B48C	.16180S1BSPB48C	F1B	19	1.35	1.90	49.9	9.252	115/208-230	9;16
0.25	0.18	3600	56C	.25360S1B56C	F1B	19	1.35	2.15	54.7	9.646	115/208-230	9
		3600	B48C	.25360S1BB48C	F1B	19	1.35	2.15	54.7	9.252	115/208-230	9
		1800	56C	.25180S1B56C	F1B	19	1.35	2.65	55.9	9.646	115/208-230	9
		1800	B48C	.25180S1BB48C	F1B	19	1.35	2.65	55.9	9.252	115/208-230	9
		1800	B48C	.25180S1BSPB48C	F1B	20	1.35	2.40	59.5	9.252	115/208-230	9;16
0.33	0.25	3600	C48C	.33360S1BC48C	F1B	22	1.35	2.85	57.6	10.197	115/208-230	9
		3600	C56C	.33360S1BC56C	F1B	22	1.35	2.85	57.6	10.551	115/208-230	9
		1800	C48C	.33180S1BC48C	F1B	22	1.35	3.11	58.6	10.197	115/208-230	9
		1800	C56C	.33180S1BC56C	F1B	22	1.35	3.30	58.2	10.551	115/208-230	9
		1800	C48C	.33180S1BSPC48C	F1B	22	1.35	3.13	60.0	10.197	115/208-230	9;16
0.5	0.37	3600	C48	.50360S1BC48C	F1B	24	1.25	3.60	64.4	10.197	115/208-230	9
		3600	C56	.50360S1BC56C	F1B	24	1.25	3.60	64.4	10.551	115/208-230	9
		1800	C56	.50180S1BC56C	F1B	24	1.25	4.25	61.7	10.551	115/208-230	9
		1800	C48	.50180S1BSPC48C	F1B	24	1.25	4.00	63.5	10.197	115/208-230	9;16
0.75	0.55	3600	B56C	.75360S1BB56C	F1B	32	1.25	5.25	67.2	11.102	115/208-230	9
		1800	D56C	.75180S1BD56C	F1B	36	1.25	5.40	66.7	12.283	115/208-230	9
1	0.75	3600	D56C	00136OS1BD56C	F1B	36	1.25	6.80	66.3	12.283	115/208-230	9
		1800	D56C	00118OS1BD56C	F1B	39	1.15	7.00	71.4	12.283	115/208-230	9
1.5	1.1	3600	D56C	00156OS1BD56C	F1B	40	1.15	8.90	70.0	12.283	115/208-230	9
		1800	F56HC	00158OS1BF56C	F1B	37	1.15	10.2	71.3	13.464	115/208-230	9
2	1.5	3600	F56HC	00236OS1BF56C	F1B	41	1.15	11.0	77.9	13.464	115/208-230	9
		1800	G56HC	00218OS1BG56C	F1B	43	1.00	14.0	71.4	13.858	115/208-230	1;9
3	2.2	3600	G56HC	00336OS1BG56C	F1B	44	1.00	15.5	78.0	13.858	115/208-230	1;9

Refer to electrical and mechanical data sections for additional technical information.
Please refer to back cover for description of "NOTES"

Manufacturers Distributor, Inc. | www.WegMotorSales.com
(813) 241 - 4900 | sales@WegMotorSales.com

GENERAL PURPOSE MOTORS
FRACTIONAL FRAMES 48 & 56 MOTORS - SINGLE-PHASE
ODP - C-FACE - FOOTLESS

HP	kW	RPM	NEMA Frame	Catalog Number	Mult. Symbol	Approx. Shipping Weight (lbs)	Service Factor	FL Amps @ High	FL. Eff (%)	"C" Dimension (in)	Voltage (V)	Notes
0.33	0.25	3600	C56C	.3336OS1BC56CFL	F1	22	1.35	2.85	57.6	10.551	115/208-230	9;20
		1800	C56C	.3318OS1BC56CFL	F1	22	1.35	3.30	58.2	10.551	115/208-230	9;20
0.5	0.37	3600	C56C	.5036OS1BC56CFL	F1	24	1.25	3.60	64.4	10.551	115/208-230	9;20
		1800	C56C	.5018OS1BC56CFL	F1	24	1.25	4.25	61.7	10.551	115/208-230	9;20
0.75	0.55	3600	B56C	.7536OS1BB56CFL	F1	32	1.25	5.25	67.2	11.102	115/208-230	9;20
		1800	D56C	.7518OS1BD56CFL	F1	36	1.25	5.40	66.7	12.283	115/208-230	9;20
1	0.75	3600	D56C	00136OS1BD56CFL	F1	36	1.25	6.80	66.3	12.283	115/208-230	9;20
		1800	D56C	00118OS1BD56CFL	F1	39	1.15	7.00	71.4	12.283	115/208-230	9;20
1.5	1.1	3600	D56C	00156OS1BD56CFL	F1	40	1.15	8.90	70.0	12.283	115/208-230	9;20
		1800	F56C	00158OS1BF56CFL	F1	37	1.15	10.2	71.3	13.464	115/208-230	9;20
2	1.5	3600	F56C	00236OS1BF56CFL	F1	41	1.15	11.0	77.9	13.464	115/208-230	9;20
		1800	G56C	00218OS1BG56CFL	F1	43	1.00	14.0	71.4	13.858	115/208-230	1;9;20
3	2.2	3600	G56C	00336OS1BG56CFL	F1	44	1.00	15.5	78.0	13.858	115/208-230	1;9;20

Refer to electrical and mechanical data sections for additional technical information.
Please refer to back cover for description of "NOTES"

GENERAL PURPOSE MOTORS
FRACTIONAL FRAMES 48 & 56 MOTORS - SINGLE-PHASE
ODP - RESILIENT BASE

HP	kW	RPM	NEMA Frame	Catalog Number	Mult. Symbol	Approx. Shipping Weight (lbs)	Service Factor	FL Amps @ High	FL. Eff (%)	"C" Dimension (in)	Voltage (V)	Notes
0.25	0.18	1800	B48	.2518OS1BRB0B48	F1B	22	1.35	2.40	59.5	10.632	115/208-230	3;9;13;16
0.33	0.25	1800	C48	.3318OS1BRB0C48	F1B	26	1.35	3.13	60.0	10.039	115/208-230	3;9;13;16
		1800	C56	.3318OS1BRB0C56	F1	22	1.35	3.13	60.0	11.593	115/208-230	3;9;13;16
		1800	C56	.3318OS1PRB0C56	F1	22	1.35	2.58	58.6	11.593	277	3;9;13
0.5	0.37	1800	C48	.5018OS1BRB0C48	F1B	28	1.25	4.00	63.5	10.039	115/208-230	3;9;13;16
		1800	C56	.5018OS1BRB0C56	F1	24	1.25	4.00	63.5	11.593	115/208-230	3;9;13;16
		1800	C56	.5018OS1PRB0C56	F1	24	1.35	3.34	63.2	11.593	277	3;9;13
0.75	0.55	1800	D56	.7518OS1BRB0D56	F1	36	1.25	5.40	66.7	12.992	115/208-230	3;9;13
		1800	D56	.7518OS1PRB0D56	F1	36	1.25	4.48	66.7	12.992	277	3;9;13
1	0.75	1800	D56	00118OS1BRB0D56	F1	39	1.15	7.00	71.4	12.992	115/208-230	3;9;13
		1800	D56	00118OS1PRB0D56	F1	39	1.15	5.81	71.4	12.992	277	3;9;13
1.5	1.1	3600	D56	00156OS1BRB0D56	F1	40	1.15	8.90	70.0	12.992	115/208-230	3;9;13
		1800	D56	00158OS1BRB0D56	F1	37	1.15	9.70	73.0	12.992	115/208-230	3;9;13

Refer to electrical and mechanical data sections for additional technical information.
Please refer to back cover for description of "NOTES"

GENERAL PURPOSE MOTORS
FRACTIONAL FRAMES 48 & 56 MOTORS - SINGLE-PHASE
TEFC - FOOT MOUNT

HP	kW	RPM	NEMA Frame	Catalog Number	Mult. Symbol	Approx. Shipping Weight (lbs)	Service Factor	FL Amps @ High	FL. Eff (%)	"C" Dimension (in)	Voltage (V)	Notes
0.25	0.18	3600	B56	.2536ES1BB56	F1	31	1.15	2.30	50.0	11.102	115/208-230	9
		1800	B56	.2518ES1BB56	F1	33	1.15	2.35	57.7	11.102	115/208-230	9
0.33	0.25	3600	B56	.3336ES1BB56	F1	36	1.15	2.85	53.0	11.102	115/208-230	9
		1800	B56	.3318ES1BB56	F1	36	1.15	2.80	61.0	11.102	115/208-230	9

Refer to electrical and mechanical data sections for additional technical information. Please refer to back cover for description of "NOTES"

Manufacturers Distributor, Inc. | www.WegMotorSales.com
(813) 241 - 4900 | sales@WegMotorSales.com

GENERAL PURPOSE MOTORS
FRACTIONAL FRAMES 48 & 56 MOTORS - SINGLE-PHASE
TEFC - FOOT MOUNT

HP	kW	RPM	NEMA Frame	Catalog Number	Mult. Symbol	Approx. Shipping Weight (lbs)	Service Factor	FL Amps @ High	FL. Eff (%)	"C" Dimension (in)	Voltage (V)	Notes
0.33	0.25	1800	B56	.3318ES1RFDB56	R1	23	1.15	2.80	61.0	11.102	115/230	4;9
0.5	0.37	3600	B56	.5036ES1BB56	F1	40	1.15	3.80	58.0	11.102	115/208-230	9
		3600	B56	.5036ES1BOLB56	F1	40	1.15	3.80	58.0	11.102	115/208-230	4;9
		1800	B56	.5018ES1BB56	F1	41	1.15	3.70	66.5	11.102	115/208-230	9
		1800	B56	.5018ES1RFDB56	R1	25	1.15	3.70	66.5	11.102	115/230	4;9
		1200	D56	.5012ES1BD56	F1	41	1.15	3.60	71.0	12.283	115/208-230	9
0.75	0.55	3600	B56	.7536ES1BB56	F1	41	1.15	5.20	64.0	11.102	115/208-230	9
		3600	B56	.7536ES1BOLB56	F1	41	1.15	5.20	64.0	11.102	115/208-230	4;9
		1800	B56	.7518ES1BB56	F1	46	1.15	5.30	68.5	11.102	115/208-230	9
		1800	B56	.7518ES1RFDB56	R1	28	1.15	5.30	68.5	11.102	115/230	4;9
		1200	F56H	.7512ES1BF56	F1	58	1.15	5.00	71.0	13.464	115/208-230	9
1	0.75	3600	D56	00136ES1BD56	F1	46	1.15	6.40	67.0	12.283	115/208-230	9
		3600	D56	00136ES1BOLD56	F1	46	1.15	6.40	67.0	12.283	115/208-230	4;9
		1800	D56	00118ES1BD56	F1	52	1.15	7.00	70.3	12.283	115/208-230	9
		1800	D56	00118ES1RFDD56	R1	36	1.15	7.00	70.3	12.283	115/230	4;9
1.5	1.1	3600	D56	00156ES1BD56	F1	56	1.15	8.55	70.0	12.283	115/208-230	9
		3600	D56	00156ES1BOLD56	F1	56	1.15	8.55	70.0	12.283	115/208-230	4;9
		1800	F56H	00158ES1BF56	F1	58	1.15	8.70	76.5	13.464	115/208-230	9
		1800	F56H	00158ES1RFDF56H	R1	51	1.15	8.70	76.5	13.464	115/230	4;9
2	1.5	3600	F56H	00236ES1BF56	F1	65	1.15	10.0	74.0	13.464	115/208-230	9
		3600	F56H	00236ES1BOLF56	F1	65	1.15	10.0	74.0	13.464	115/208-230	4;9
		1800	G56H	00218ES1RFDG56H	R1	55	1.15	10.5	78.1	13.858	115/230	4;9

Refer to electrical and mechanical data sections for additional technical information.
Please refer to back cover for description of "NOTES"

GENERAL PURPOSE MOTORS
FRACTIONAL FRAMES 48 & 56 MOTORS - SINGLE-PHASE
TEFC - C-FACE - FOOT MOUNT

HP	kW	RPM	NEMA Frame	Catalog Number	Mult. Symbol	Approx. Shipping Weight (lbs)	Service Factor	FL Amps @ High	FL. Eff (%)	"C" Dimension (in)	Voltage (V)	Notes
0.25	0.18	3600	B56C	.2536ES1BB56C	F1	31	1.15	2.30	50.0	11.102	115/208-230	9
		1800	B56C	.2518ES1BB56C	F1	33	1.15	2.35	57.7	11.102	115/208-230	9
0.33	0.25	3600	B56C	.3336ES1BB56C	F1	36	1.15	2.85	53.0	11.102	115/208-230	9
		1800	B56C	.3318ES1BB56C	F1	36	1.15	2.80	61.0	11.102	115/208-230	9
0.5	0.37	3600	B56	.5036ES1BB56C	F1	40	1.15	3.80	58.0	11.102	115/208-230	9
		1800	B56C	.5018ES1BB56C	F1	41	1.15	3.70	66.5	11.102	115/208-230	9
		1200	D56C	.5012ES1BD56C	F1	41	1.15	3.60	71.0	12.283	115/208-230	9
0.75	0.55	3600	B56	.7536ES1BB56C	F1	41	1.15	5.20	64.0	11.102	115/208-230	9
		1800	B56	.7518ES1BB56C	F1	46	1.15	5.30	68.5	11.102	115/208-230	9
		1200	F56H	.7512ES1BF56C	F1	56	1.15	5.00	71.0	13.464	115/208-230	9
1	0.75	3600	D56	00136ES1BD56C	F1	46	1.15	6.40	67.0	12.283	115/208-230	9
		1800	D56	00118ES1BD56C	F1	52	1.15	7.00	70.3	12.283	115/208-230	9
1.5	1.1	3600	D56	00156ES1BD56C	F1	56	1.15	8.55	70.0	12.283	115/208-230	9
		1800	F56H	00158ES1BF56C	F1	58	1.15	8.70	76.5	13.464	115/208-230	9
2	1.5	3600	F56H	00236ES1BF56C	F1	65	1.15	10.0	74.0	13.464	115/208-230	9

Refer to electrical and mechanical data sections for additional technical information.
Please refer to back cover for description of "NOTES"

Manufacturers Distributor, Inc. | www.WegMotorSales.com
(813) 241 - 4900 | sales@WegMotorSales.com

GENERAL PURPOSE MOTORS
FRACTIONAL FRAMES 48 & 56 MOTORS - SINGLE-PHASE
TEFC - C-FACE - FOOTLESS

HP	kW	RPM	NEMA Frame	Catalog Number	Mult. Symbol	Approx. Shipping Weight (lbs)	Service Factor	FL Amps @ High	FL. Eff (%)	"C" Dimension (in)	Voltage (V)	Notes
0.33	0.25	3600	B56C	.3336ES1BB56CFL	F1	36	1.15	2.85	53.0	11.102	115/208-230	9;20
		1800	B56C	.3318ES1BB56CFL	F1	36	1.15	2.80	61.0	11.102	115/208-230	9;20
0.5	0.37	3600	B56C	.5036ES1BB56CFL	F1	40	1.15	3.80	58.0	11.102	115/208-230	9;20
		1800	B56C	.5018ES1BB56CFL	F1	41	1.15	3.70	66.5	11.102	115/208-230	9;20
		1200	D56C	.5012ES1BD56CFL	F1	44	1.15	3.60	71.0	12.283	115/208-230	9;20
0.75	0.55	3600	B56C	.7536ES1BB56CFL	F1	41	1.15	5.20	64.0	11.102	115/208-230	9;20
		1800	B56C	.7518ES1BB56CFL	F1	46	1.15	5.30	68.5	11.102	115/208-230	9;20
		1200	F56C	.7512ES1BF56CFL	F1	56	1.15	5.00	71.0	13.464	115/208-230	9;20
1	0.75	3600	D56C	00136ES1BD56CFL	F1	46	1.15	6.40	67.0	12.283	115/208-230	9;20
		1800	D56C	00118ES1BD56CFL	F1	52	1.15	7.00	70.3	12.283	115/208-230	9;20
1.5	1.1	3600	D56C	00156ES1BD56CFL	F1	56	1.15	8.55	70.0	12.283	115/208-230	9;20
		1800	F56C	00158ES1BF56CFL	F1	58	1.15	8.70	76.5	13.464	115/208-230	9;20
2	1.5	3600	F56C	00236ES1BF56CFL	F1	65	1.15	10.0	74.0	13.464	115/208-230	9;20

Refer to electrical and mechanical data sections for additional technical information.
Please refer to back cover for description of "NOTES"

GENERAL PURPOSE MOTORS
FRACTIONAL FRAMES 48 & 56 MOTORS - SINGLE-PHASE
TEFC - FOOT MOUNT - WITH MANUAL RESET OVERLOAD PROTECTOR

HP	kW	RPM	NEMA Frame	Catalog Number	Mult. Symbol	Approx. Shipping Weight (lbs)	Service Factor	FL Amps @ High	FL. Eff (%)	"C" Dimension (in)	Voltage (V)	Notes
0.33	0.25	1800	B56	.3318ES1RFDB56	R1	23	1.15	2.80	61.0	11.102	115/230	4;9
0.5	0.37	3600	B56	.5036ES1BOLB56	F1	40	1.15	3.80	58.0	11.102	115/208-230	4;9
		1800	B56	.5018ES1RFDB56	R1	25	1.15	3.70	66.5	11.102	115/230	4;9
0.75	0.55	3600	B56	.7536ES1BOLB56	F1	41	1.15	5.20	64.0	11.102	115/208-230	4;9
		1800	B56	.7518ES1RFDB56	R1	28	1.15	5.30	68.5	11.102	115/230	4;9
1	0.75	3600	D56	00136ES1BOLD56	F1	46	1.15	6.40	67.0	12.283	115/208-230	4;9
		1800	D56	00118ES1RFDD56	R1	36	1.15	7.00	70.3	12.283	115/230	4;9
1.5	1.1	3600	D56	00156ES1BOLD56	F1	56	1.15	8.55	70.0	12.283	115/208-230	4;9
		1800	F56H	00158ES1RFDF56H	R1	51	1.15	8.70	76.5	13.464	115/230	4;9
2	1.5	3600	F56H	00236ES1BOLF56	F1	65	1.15	10.0	74.0	13.464	115/208-230	4;9
		1800	G56H	00218ES1RFDG56H	R1	55	1.15	10.5	78.1	13.858	115/230	4;9

Refer to electrical and mechanical data sections for additional technical information.
Please refer to back cover for description of "NOTES"

Manufacturers Distributor, Inc.
Web: www.WegMotorSales.com
Phone: (813) 241 - 4900
Email: Sales@WegMotorSales.com
Fax: (813) 571 - 0422

IE2 IEC TRU-METRIC™ MOTORS
TEFC - Three Phase - Foot-Mount - EXPORT ONLY

This line is designed and built according to European IEC34 and IEC79 standards, complying with IE2 efficiency levels.



* 50 Hz and and 60 Hz rated (1.00 service factor)
* Class F insulation (Impregnation Resin and magnet Wire are class H)
* F3 mounted as standard
* Stainless Steel Nameplate - Laser etched with high contrast background
* Regreasable ball bearings (Frames 160 and up)
* Gasketed conduit box
* Class I, Div. 2, Groups A, B, C & D – T3, Class II, Div 2, Groups F & G – T3C
* Suitable for WYE/Delta Start

Inverter Rated:
10:1 for variable torque
4:1 for constant torque

Features that make a difference:

* Optimized ventilation system for cooler operation and reduced noise levels.
* Solid base for reduced vibration levels (Cast Iron Frames)
* Terminal blocks
* Aluminum frames have removable feet for easy F1, F2 and F3 (B3L, B3R, B3T) conversion

IE2 IEC TRU-METRIC™ MOTORS
TEFC - THREE PHASE - FOOT-MOUNT - EXPORT ONLY

For IE3 Tru-Metric motors see page A-

HP	kW	RPM	NEMA Frame	Catalog Number	Mult. Symbol	Approx. Shipping Weight (lbs)	Service Factor	FL Amps @ 415V	FL. Eff (%)	"C" Dimension (in)	Voltage (V)	Notes
1	0.75	1000	90S/L	E.7512EP3WAL90S/LF3	T1	40	1.00	1.92	76.4	12.953	220-240/380-415//440-460	2;8;11;27
1.5	1.1	1500	90S/L	E00118EP3WAL90S/LF3	T1	43	1.00	2.36	82.1	12.953	220-240/380-415//440-460	2;8;11;27
		1000	90S/L	E00112EP3WAL90S/LF3	T1	49	1.00	2.80	78.1	12.953	220-240/380-415//440-460	2;8;11;27
2	1.5	3000	90S/L	E00156EP3WAL90S/LF3	T1	39	1.00	3.08	82.5	12.953	220-240/380-415//440-460	2;8;11;27
		1500	90S/L	E00158EP3WAL90S/LF3	T1	47	1.00	3.22	83.1	12.953	220-240/380-415//440-460	2;8;11;27
		1000	100L	E00152EP3WAL100LF3	T1	66	1.00	3.71	80.3	14.803	220-240/380-415//440-460	2;8;11;27
3	2.2	3000	90S/L	E00236EP3WAL90S/LF3	T1	46	1.00	4.56	83.9	12.953	220-240/380-415//440-460	2;8;11;27
		1500	100L	E00218EP3WAL100LF3	T1	63	1.00	4.56	84.9	14.803	220-240/380-415//440-460	2;8;11;27
		1000	112M	E00212EP3YAL112MF3	T1	77	1.00	5.23	82.4	15.472	380-415/660-690//440/460	2;8;11;27
4	3	3000	100L	E00336EP3WAL100LF3	T1	57	1.00	5.85	85.0	14.803	220-240/380-415//440-460	2;8;11;27
		1500	100L	E00318EP3WAL100LF3	T1	74	1.00	6.07	86.0	14.803	220-240/380-415//440-460	2;8;11;27
		1000	132S	E00312EP3YAL132SF3	T1	112	1.00	7.34	83.6	19.291	380-415/660-690//440/460	2;8;11;27
5.5	4	3000	112M	E00436EP3YAL112MF3	T1	73	1.00	7.59	86.3	15.472	380-415/660-690//440/460	2;8;11;27
		1500	112M	E00418EP3YAL112MF3	T1	93	1.00	8.00	87.0	15.472	380-415/660-690//440/460	2;8;11;27
		1000	132M	E00412EP3YAL132MF3	T1	143	1.00	9.50	84.9	19.291	380-415/660-690//440/460	2;8;11;27
7.5	5.5	3000	132S	E00536EP3YAL132SF3	T1	112	1.00	10.5	88.0	19.291	380-415/660-690//440/460	2;8;11;27
		1500	132S	E00518EP3YAL132SF3	T1	107	1.00	10.3	88.3	19.291	380-415/660-690//440/460	2;8;11;27
		1000	132M	E00512EP3YAL132MF3	T1	150	1.00	12.9	86.2	19.291	380-415/660-690//440/460	2;8;11;27
10	7.5	3000	132S	E00736EP3YAL132SF3	T1	123	1.00	13.8	88.7	19.291	380-415/660-690//440/460	2;8;11;27
		1500	132M	E00718EP3YAL132MF3	T1	122	1.00	13.9	89.4	19.291	380-415/660-690//440/460	2;8;11;27
		1000	160M	E00712EP3Y160MF3-W22	T1	249	1.00	14.7	88.5	23.543	380-415/660-690//440/460	8;11;27

Refer to electrical and mechanical data sections for additional technical information. Please refer to back cover for description of "NOTES"

Manufacturers Distributor, Inc. | www.WegMotorSales.com
(813) 241 - 4900 | sales@WegMotorSales.com

IE2 IEC TRU-METRIC™ MOTORS
TEFC - THREE PHASE - FOOT-MOUNT - EXPORT ONLY

HP	kW	RPM	NEMA Frame	Catalog Number	Mult. Symbol	Approx. Shipping Weight (lbs)	Service Factor	FL Amps @ 415V	FL. Eff (%)	"C" Dimension (in)	Voltage (V)	Notes
15	11	3000	160M	E01136EP3Y160MF3-W22	T1	229	1.00	20.1	90.6	23.543	380-415/660-690//440/460	8;11;27
		1500	160M	E01118EP3Y160MF3-W22	T1	232	1.00	20.9	90.3	23.543	380-415/660-690//440/460	8;11;27
		1000	160L	E01112EP3Y160LF3-W22	T1	300	1.00	21.7	90.2	25.276	380-415/660-690//440/460	8;11;27
20	15	3000	160M	E01536EP3Y160MF3-W22	T1	247	1.00	27.2	91.4	23.543	380-415/660-690//440/460	8;11;27
		1500	160L	E01518EP3Y160LF3-W22	T1	276	1.00	28.2	91.2	25.276	380-415/660-690//440/460	8;11;27
		1000	180L	E01512EP3Y180LF3-W22	T1	384	1.00	27.1	90.6	27.638	380-415/660-690//440/460	8;11;27
25	18.5	3000	160L	E01836EP3Y160LF3-W22	T1	273	1.00	33.2	92.2	25.276	380-415/660-690//440/460	8;11;27
		1500	180M	E01818EP3Y180MF3-W22	T1	362	1.00	34.7	91.7	26.142	380-415/660-690//440/460	8;11;27
		1000	200L	E01812EP3Y200LF3-W22	T1	472	1.00	35.2	91.3	30.197	380-415/660-690//440/460	8;11;27
30	22	3000	180M	E02236EP3Y180MF3-W22	T1	362	1.00	38.1	92.4	26.142	380-415/660-690//440/460	8;11;27
		1500	180L	E02218EP3Y180LF3-W22	T1	410	1.00	39.9	92.4	27.638	380-415/660-690//440/460	8;11;27
		1000	200L	E02212EP3Y200LF3-W22	T1	496	1.00	41.8	91.6	30.197	380-415/660-690//440/460	8;11;27
40	30	3000	200L	E03036EP3Y200LF3-W22	T1	498	1.00	52.2	93.0	30.197	380-415/660-690//440/460	8;11;27
		1500	200L	E03018EP3Y200LF3-W22	T1	490	1.00	55.5	92.9	30.197	380-415/660-690//440/460	8;11;27
		1000	225S/M	E03012EP3Y225SMF3-W2	T1	792	1.00	53.6	92.7	34.882	380-415/660-690//440/460	8;11;27
50	37	3000	200L	E03736EP3Y200LF3-W22	T1	562	1.00	64.0	93.5	30.197	380-415/660-690//440/460	8;11;27
		1500	225S/M	E03718EP3Y225SMF3-W2	T1	754	1.00	64.9	93.3	34.882	380-415/660-690//440/460	8;11;27
		1000	250S/M	E03712EP3Y250SMF3-W2	T1	966	1.00	65.0	93.2	37.992	380-415/660-690//440/460	8;11;27
60	45	3000	225S/M	E04536EP3Y225SMF3-W2	T1	785	1.00	75.8	93.8	34.882	380-415/660-690//440/460	8;11;27
		1500	225S/M	E04518EP3Y225SMF3-W2	T1	800	1.00	79.5	93.7	34.882	380-415/660-690//440/460	8;11;27
		1000	280S/M	E04512EP3Y280SMF3-W2	T1	1,314	1.00	83.7	93.5	42.165	380-415/660-690//440/460	8;11;27
75	55	3000	250S/M	E05536EP3Y250SMF3-W2	T1	911	1.00	92.5	94-0	37.992	380-415/660-690//440/460	8;11;27
		1500	250S/M	E05518EP3Y250SMF3-W2	T1	979	1.00	94.6	94.1	37.992	380-415/660-690//440/460	8;11;27
		1000	280S/M	E05512EP3Y280SMF3-W2	T1	1,387	1.00	99.4	93.9	42.165	380-415/660-690//440/460	8;11;27
100	75	3000	280S/M	E07536EP3Y280SMF3-W2	T1	1,389	1.00	126	94.3	42.165	380-415/660-690//440/460	8;11;27
		1500	280S/M	E07518EP3Y280SMF3-W2	T1	1,409	1.00	130	94.4	42.165	380-415/660-690//440/460	8;11;27
		1000	315S/M	E07512EP3Y315SMF3-W2	T1	1,846	1.00	137	94.2	50.157	380-415/660-690//440/460	8;11;27
125	90	3000	280S/M	E09036EP3Y280SMF3-W2	T1	1,440	1.00	151	94.5	42.165	380-415/660-690//440/460	8;11;27
		1500	280S/M	E09018EP3Y280SMF3-W2	T1	1,484	1.00	154	94.7	42.165	380-415/660-690//440/460	8;11;27
		1000	315S/M	E09012EP3Y315SMF3-W2	T1	1,969	1.00	159	94.6	50.157	380-415/660-690//440/460	8;11;27
150	110	3000	315S/M	E11036EP3Y315SMF3-W2	T1	1,927	1.00	183	94.9	50.157	380-415/660-690//440/460	8;11;27
		1500	315S/M	E11018EP3Y315SMF3-W2	T1	1,956	1.00	192	95	50.157	380-415/660-690//440/460	8;11;27
		1000	315S/M	E11012EP3Y315SMF3-W2	T1	2,130	1.00	194	94.9	50.157	380-415/660-690//440/460	8;11;27
175	132	3000	315S/M	E13236EP3Y315SMF3-W2	T1	2,053	1.00	217	95.2	50.157	380-415/660-690//440/460	8;11;27
		1500	315S/M	E13218EP3Y315SMF3-W2	T1	2,101	1.00	224	95.2	50.157	380-415/660-690//440/460	8;11;27
		1000	315S/M	E13212EP3Y315SMF3-W2	T1	2,284	1.00	233	95	50.157	380-415/660-690//440/460	8;11;27

Refer to electrical and mechanical data sections for additional technical information.
Please refer to back cover for description of "NOTES"

Manufacturers Distributor, Inc.
Web: www.WegMotorSales.com
Phone: (813) 241 - 4900
Email: Sales@WegMotorSales.com
Fax: (813) 571 - 0422